



Full wwPDB X-ray Structure Validation Report ⓘ

Nov 12, 2024 – 06:56 PM EST

PDB ID : 3SDM
Title : Structure of oligomeric kinase/RNase Ire1 in complex with an oligonucleotide
Authors : Korennykh, A.; Korostelev, A.; Egea, P.; Finer-Moore, J.; Zhang, C.; Stroud, R.; Shokat, K.; Walter, P.
Deposited on : 2011-06-09
Resolution : 6.60 Å(reported)

This is a Full wwPDB X-ray Structure Validation Report for a publicly released PDB entry.

We welcome your comments at validation@mail.wwpdb.org

A user guide is available at

<https://www.wwpdb.org/validation/2017/XrayValidationReportHelp>

with specific help available everywhere you see the ⓘ symbol.

The types of validation reports are described at

<http://www.wwpdb.org/validation/2017/FAQs#types>.

The following versions of software and data (see [references ⓘ](#)) were used in the production of this report:

MolProbity	:	4.02b-467
Mogul	:	2022.3.0, CSD as543be (2022)
Xtriage (Phenix)	:	1.20.1
EDS	:	FAILED
Percentile statistics	:	20231227.v01 (using entries in the PDB archive December 27th 2023)
Ideal geometry (proteins)	:	Engh & Huber (2001)
Ideal geometry (DNA, RNA)	:	Parkinson et al. (1996)
Validation Pipeline (wwPDB-VP)	:	2.39

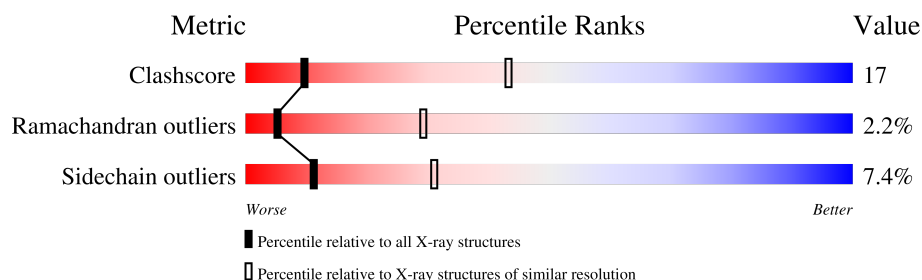
1 Overall quality at a glance

The following experimental techniques were used to determine the structure:

X-RAY DIFFRACTION

The reported resolution of this entry is 6.60 Å.

Percentile scores (ranging between 0-100) for global validation metrics of the entry are shown in the following graphic. The table shows the number of entries on which the scores are based.



Metric	Whole archive (#Entries)	Similar resolution (#Entries, resolution range(Å))
Clashscore	180529	1140 (9.00-4.00)
Ramachandran outliers	177936	1010 (9.00-4.00)
Sidechain outliers	177891	1032 (9.00-3.96)

The table below summarises the geometric issues observed across the polymeric chains and their fit to the electron density. The red, orange, yellow and green segments of the lower bar indicate the fraction of residues that contain outliers for ≥ 3 , 2, 1 and 0 types of geometric quality criteria respectively. A grey segment represents the fraction of residues that are not modelled. The numeric value for each fraction is indicated below the corresponding segment, with a dot representing fractions $\leq 5\%$

Note EDS failed to run properly.

Mol	Chain	Length	Quality of chain
1	A	448	
1	B	448	
1	C	448	
1	D	448	
1	E	448	
1	F	448	
1	G	448	

2 Entry composition

There is only 1 type of molecule in this entry. The entry contains 23793 atoms, of which 0 are hydrogens and 0 are deuteriums.

In the tables below, the ZeroOcc column contains the number of atoms modelled with zero occupancy, the AltConf column contains the number of residues with at least one atom in alternate conformation and the Trace column contains the number of residues modelled with at most 2 atoms.

- Molecule 1 is a protein called Serine/threonine-protein kinase/endoribonuclease IRE1.

Mol	Chain	Residues	Atoms						ZeroOcc	AltConf	Trace
1	A	418	Total	C	N	O	P	S	0	0	0
			3399	2162	580	636	3	18			
1	B	418	Total	C	N	O	P	S	0	0	0
			3399	2162	580	636	3	18			
1	C	418	Total	C	N	O	P	S	0	0	0
			3399	2162	580	636	3	18			
1	D	418	Total	C	N	O	P	S	0	0	0
			3399	2162	580	636	3	18			
1	E	418	Total	C	N	O	P	S	0	0	0
			3399	2162	580	636	3	18			
1	F	418	Total	C	N	O	P	S	0	0	0
			3399	2162	580	636	3	18			
1	G	418	Total	C	N	O	P	S	0	0	0
			3399	2162	580	636	3	18			

There are 203 discrepancies between the modelled and reference sequences:

Chain	Residue	Modelled	Actual	Comment	Reference
A	640	PRO	-	expression tag	UNP P32361
A	?	-	ASN	deletion	UNP P32361
A	?	-	ASN	deletion	UNP P32361
A	?	-	LEU	deletion	UNP P32361
A	?	-	GLN	deletion	UNP P32361
A	?	-	CYS	deletion	UNP P32361
A	?	-	GLN	deletion	UNP P32361
A	?	-	VAL	deletion	UNP P32361
A	?	-	GLU	deletion	UNP P32361
A	?	-	THR	deletion	UNP P32361
A	?	-	GLU	deletion	UNP P32361
A	?	-	HIS	deletion	UNP P32361
A	?	-	SER	deletion	UNP P32361
A	?	-	SER	deletion	UNP P32361
A	?	-	SER	deletion	UNP P32361

Continued on next page...

Continued from previous page...

Chain	Residue	Modelled	Actual	Comment	Reference
A	?	-	ARG	deletion	UNP P32361
A	?	-	HIS	deletion	UNP P32361
A	?	-	THR	deletion	UNP P32361
A	?	-	VAL	deletion	UNP P32361
A	?	-	VAL	deletion	UNP P32361
A	?	-	SER	deletion	UNP P32361
A	?	-	SER	deletion	UNP P32361
A	?	-	ASP	deletion	UNP P32361
A	?	-	SER	deletion	UNP P32361
A	?	-	PHE	deletion	UNP P32361
A	?	-	TYR	deletion	UNP P32361
A	?	-	ASP	deletion	UNP P32361
A	?	-	PRO	deletion	UNP P32361
A	?	-	PHE	deletion	UNP P32361
B	640	PRO	-	expression tag	UNP P32361
B	?	-	ASN	deletion	UNP P32361
B	?	-	ASN	deletion	UNP P32361
B	?	-	LEU	deletion	UNP P32361
B	?	-	GLN	deletion	UNP P32361
B	?	-	CYS	deletion	UNP P32361
B	?	-	GLN	deletion	UNP P32361
B	?	-	VAL	deletion	UNP P32361
B	?	-	GLU	deletion	UNP P32361
B	?	-	THR	deletion	UNP P32361
B	?	-	GLU	deletion	UNP P32361
B	?	-	HIS	deletion	UNP P32361
B	?	-	SER	deletion	UNP P32361
B	?	-	SER	deletion	UNP P32361
B	?	-	SER	deletion	UNP P32361
B	?	-	ARG	deletion	UNP P32361
B	?	-	HIS	deletion	UNP P32361
B	?	-	THR	deletion	UNP P32361
B	?	-	VAL	deletion	UNP P32361
B	?	-	VAL	deletion	UNP P32361
B	?	-	SER	deletion	UNP P32361
B	?	-	SER	deletion	UNP P32361
B	?	-	ASP	deletion	UNP P32361
B	?	-	SER	deletion	UNP P32361
B	?	-	PHE	deletion	UNP P32361
B	?	-	TYR	deletion	UNP P32361
B	?	-	ASP	deletion	UNP P32361
B	?	-	PRO	deletion	UNP P32361

Continued on next page...

Continued from previous page...

Chain	Residue	Modelled	Actual	Comment	Reference
B	?	-	PHE	deletion	UNP P32361
C	640	PRO	-	expression tag	UNP P32361
C	?	-	ASN	deletion	UNP P32361
C	?	-	ASN	deletion	UNP P32361
C	?	-	LEU	deletion	UNP P32361
C	?	-	GLN	deletion	UNP P32361
C	?	-	CYS	deletion	UNP P32361
C	?	-	GLN	deletion	UNP P32361
C	?	-	VAL	deletion	UNP P32361
C	?	-	GLU	deletion	UNP P32361
C	?	-	THR	deletion	UNP P32361
C	?	-	GLU	deletion	UNP P32361
C	?	-	HIS	deletion	UNP P32361
C	?	-	SER	deletion	UNP P32361
C	?	-	SER	deletion	UNP P32361
C	?	-	SER	deletion	UNP P32361
C	?	-	ARG	deletion	UNP P32361
C	?	-	HIS	deletion	UNP P32361
C	?	-	THR	deletion	UNP P32361
C	?	-	VAL	deletion	UNP P32361
C	?	-	VAL	deletion	UNP P32361
C	?	-	SER	deletion	UNP P32361
C	?	-	SER	deletion	UNP P32361
C	?	-	ASP	deletion	UNP P32361
C	?	-	SER	deletion	UNP P32361
C	?	-	PHE	deletion	UNP P32361
C	?	-	TYR	deletion	UNP P32361
C	?	-	ASP	deletion	UNP P32361
C	?	-	PRO	deletion	UNP P32361
C	?	-	PHE	deletion	UNP P32361
D	640	PRO	-	expression tag	UNP P32361
D	?	-	ASN	deletion	UNP P32361
D	?	-	ASN	deletion	UNP P32361
D	?	-	LEU	deletion	UNP P32361
D	?	-	GLN	deletion	UNP P32361
D	?	-	CYS	deletion	UNP P32361
D	?	-	GLN	deletion	UNP P32361
D	?	-	VAL	deletion	UNP P32361
D	?	-	GLU	deletion	UNP P32361
D	?	-	THR	deletion	UNP P32361
D	?	-	GLU	deletion	UNP P32361
D	?	-	HIS	deletion	UNP P32361

Continued on next page...

Continued from previous page...

Chain	Residue	Modelled	Actual	Comment	Reference
D	?	-	SER	deletion	UNP P32361
D	?	-	SER	deletion	UNP P32361
D	?	-	SER	deletion	UNP P32361
D	?	-	ARG	deletion	UNP P32361
D	?	-	HIS	deletion	UNP P32361
D	?	-	THR	deletion	UNP P32361
D	?	-	VAL	deletion	UNP P32361
D	?	-	VAL	deletion	UNP P32361
D	?	-	SER	deletion	UNP P32361
D	?	-	SER	deletion	UNP P32361
D	?	-	ASP	deletion	UNP P32361
D	?	-	SER	deletion	UNP P32361
D	?	-	PHE	deletion	UNP P32361
D	?	-	TYR	deletion	UNP P32361
D	?	-	ASP	deletion	UNP P32361
D	?	-	PRO	deletion	UNP P32361
D	?	-	PHE	deletion	UNP P32361
E	640	PRO	-	expression tag	UNP P32361
E	?	-	ASN	deletion	UNP P32361
E	?	-	ASN	deletion	UNP P32361
E	?	-	LEU	deletion	UNP P32361
E	?	-	GLN	deletion	UNP P32361
E	?	-	CYS	deletion	UNP P32361
E	?	-	GLN	deletion	UNP P32361
E	?	-	VAL	deletion	UNP P32361
E	?	-	GLU	deletion	UNP P32361
E	?	-	THR	deletion	UNP P32361
E	?	-	GLU	deletion	UNP P32361
E	?	-	HIS	deletion	UNP P32361
E	?	-	SER	deletion	UNP P32361
E	?	-	SER	deletion	UNP P32361
E	?	-	SER	deletion	UNP P32361
E	?	-	ARG	deletion	UNP P32361
E	?	-	HIS	deletion	UNP P32361
E	?	-	THR	deletion	UNP P32361
E	?	-	VAL	deletion	UNP P32361
E	?	-	VAL	deletion	UNP P32361
E	?	-	SER	deletion	UNP P32361
E	?	-	SER	deletion	UNP P32361
E	?	-	ASP	deletion	UNP P32361
E	?	-	SER	deletion	UNP P32361
E	?	-	PHE	deletion	UNP P32361

Continued on next page...

Continued from previous page...

Chain	Residue	Modelled	Actual	Comment	Reference
E	?	-	TYR	deletion	UNP P32361
E	?	-	ASP	deletion	UNP P32361
E	?	-	PRO	deletion	UNP P32361
E	?	-	PHE	deletion	UNP P32361
F	640	PRO	-	expression tag	UNP P32361
F	?	-	ASN	deletion	UNP P32361
F	?	-	ASN	deletion	UNP P32361
F	?	-	LEU	deletion	UNP P32361
F	?	-	GLN	deletion	UNP P32361
F	?	-	CYS	deletion	UNP P32361
F	?	-	GLN	deletion	UNP P32361
F	?	-	VAL	deletion	UNP P32361
F	?	-	GLU	deletion	UNP P32361
F	?	-	THR	deletion	UNP P32361
F	?	-	GLU	deletion	UNP P32361
F	?	-	HIS	deletion	UNP P32361
F	?	-	SER	deletion	UNP P32361
F	?	-	SER	deletion	UNP P32361
F	?	-	SER	deletion	UNP P32361
F	?	-	ARG	deletion	UNP P32361
F	?	-	HIS	deletion	UNP P32361
F	?	-	THR	deletion	UNP P32361
F	?	-	VAL	deletion	UNP P32361
F	?	-	VAL	deletion	UNP P32361
F	?	-	SER	deletion	UNP P32361
F	?	-	SER	deletion	UNP P32361
F	?	-	ASP	deletion	UNP P32361
F	?	-	SER	deletion	UNP P32361
F	?	-	PHE	deletion	UNP P32361
F	?	-	TYR	deletion	UNP P32361
F	?	-	ASP	deletion	UNP P32361
F	?	-	PRO	deletion	UNP P32361
F	?	-	PHE	deletion	UNP P32361
G	640	PRO	-	expression tag	UNP P32361
G	?	-	ASN	deletion	UNP P32361
G	?	-	ASN	deletion	UNP P32361
G	?	-	LEU	deletion	UNP P32361
G	?	-	GLN	deletion	UNP P32361
G	?	-	CYS	deletion	UNP P32361
G	?	-	GLN	deletion	UNP P32361
G	?	-	VAL	deletion	UNP P32361
G	?	-	GLU	deletion	UNP P32361

Continued on next page...

Continued from previous page...

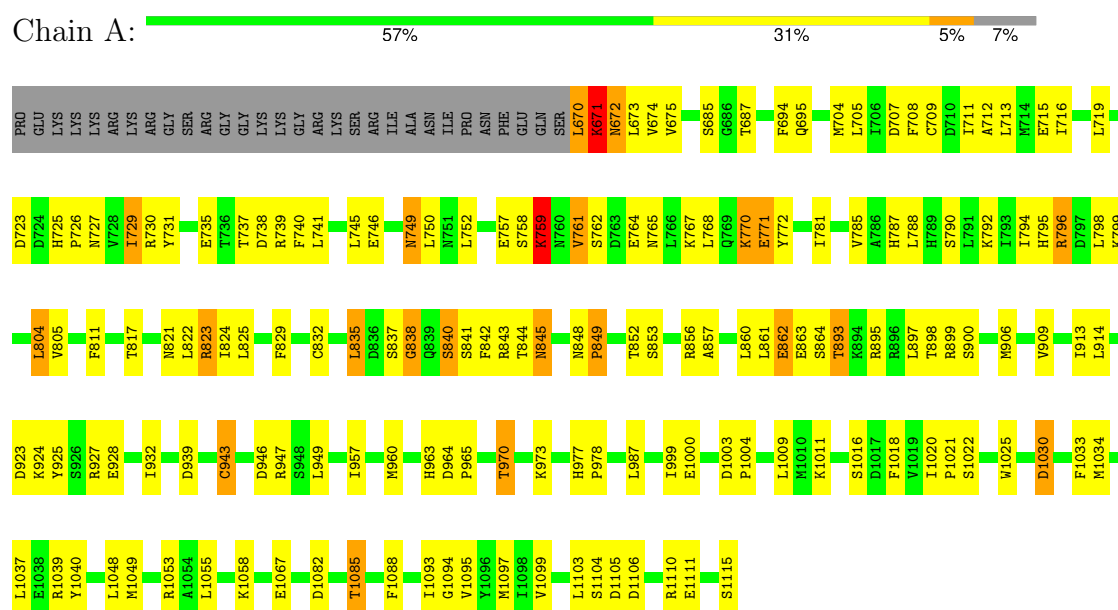
Chain	Residue	Modelled	Actual	Comment	Reference
G	?	-	THR	deletion	UNP P32361
G	?	-	GLU	deletion	UNP P32361
G	?	-	HIS	deletion	UNP P32361
G	?	-	SER	deletion	UNP P32361
G	?	-	SER	deletion	UNP P32361
G	?	-	SER	deletion	UNP P32361
G	?	-	ARG	deletion	UNP P32361
G	?	-	HIS	deletion	UNP P32361
G	?	-	THR	deletion	UNP P32361
G	?	-	VAL	deletion	UNP P32361
G	?	-	VAL	deletion	UNP P32361
G	?	-	SER	deletion	UNP P32361
G	?	-	SER	deletion	UNP P32361
G	?	-	ASP	deletion	UNP P32361
G	?	-	SER	deletion	UNP P32361
G	?	-	PHE	deletion	UNP P32361
G	?	-	TYR	deletion	UNP P32361
G	?	-	ASP	deletion	UNP P32361
G	?	-	PRO	deletion	UNP P32361
G	?	-	PHE	deletion	UNP P32361

3 Residue-property plots

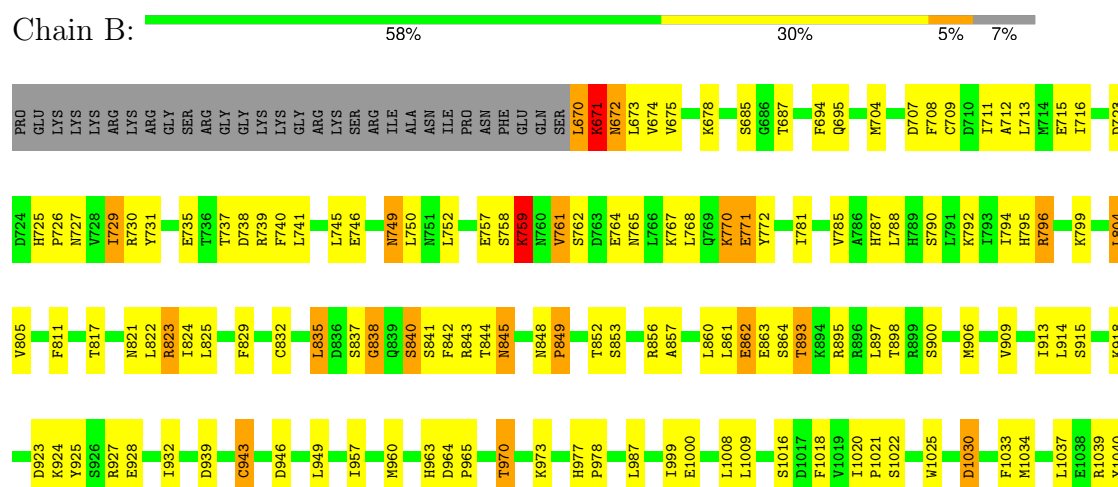
These plots are drawn for all protein, RNA, DNA and oligosaccharide chains in the entry. The first graphic for a chain summarises the proportions of the various outlier classes displayed in the second graphic. The second graphic shows the sequence view annotated by issues in geometry. Residues are color-coded according to the number of geometric quality criteria for which they contain at least one outlier: green = 0, yellow = 1, orange = 2 and red = 3 or more. Stretches of 2 or more consecutive residues without any outlier are shown as a green connector. Residues present in the sample, but not in the model, are shown in grey.

Note EDS failed to run properly.

- Molecule 1: Serine/threonine-protein kinase/endoribonuclease IRE1



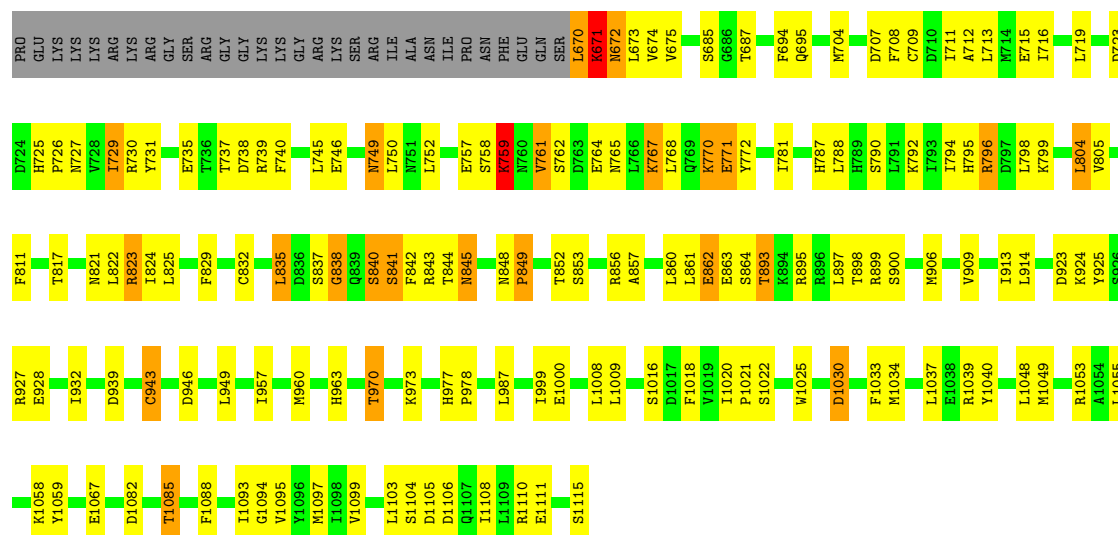
- Molecule 1: Serine/threonine-protein kinase/endoribonuclease IRE1





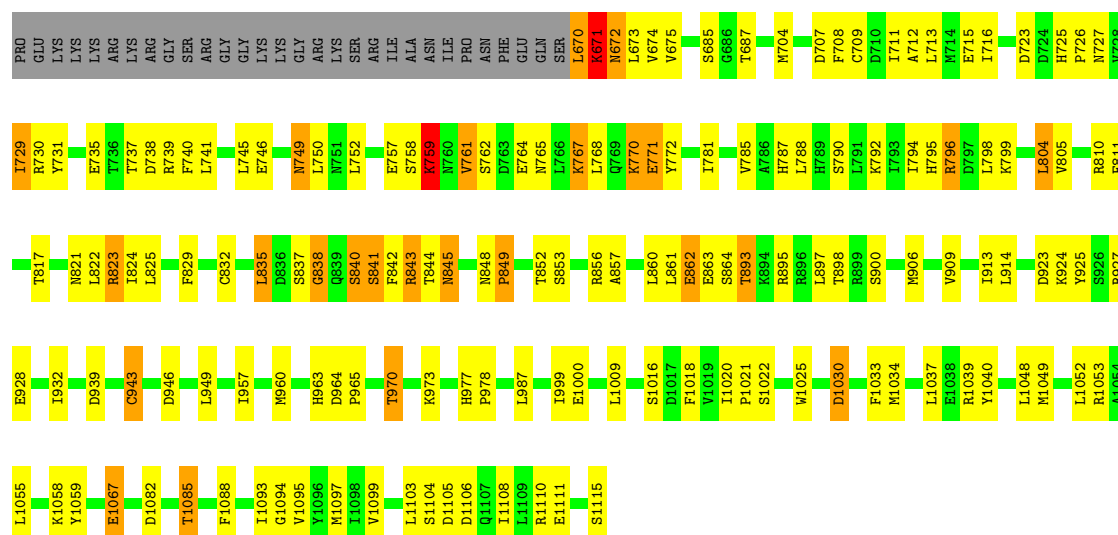
• Molecule 1: Serine/threonine-protein kinase/endoribonuclease IRE1

Chain C: 58% 29% 5% 7%




• Molecule 1: Serine/threonine-protein kinase/endoribonuclease IRE1

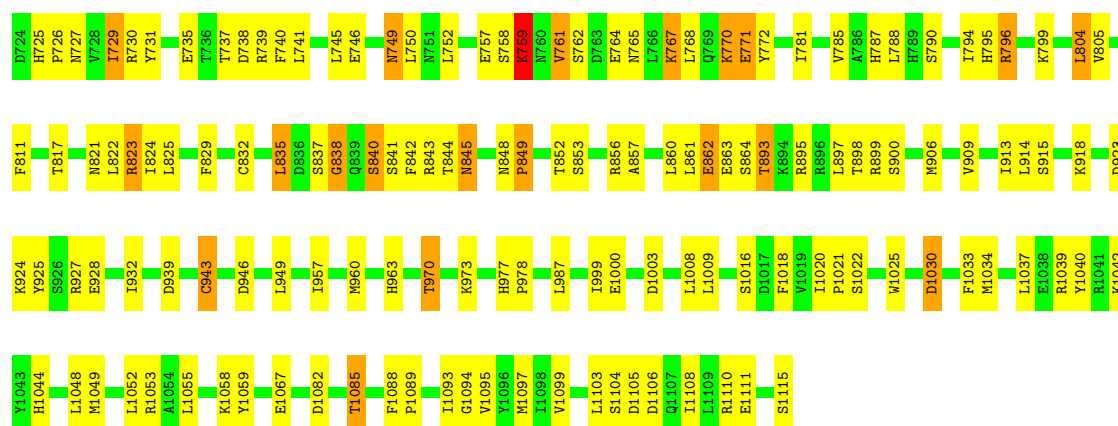
Chain D: 58% 29% 6% 7%



• Molecule 1: Serine/threonine-protein kinase/endoribonuclease IRE1

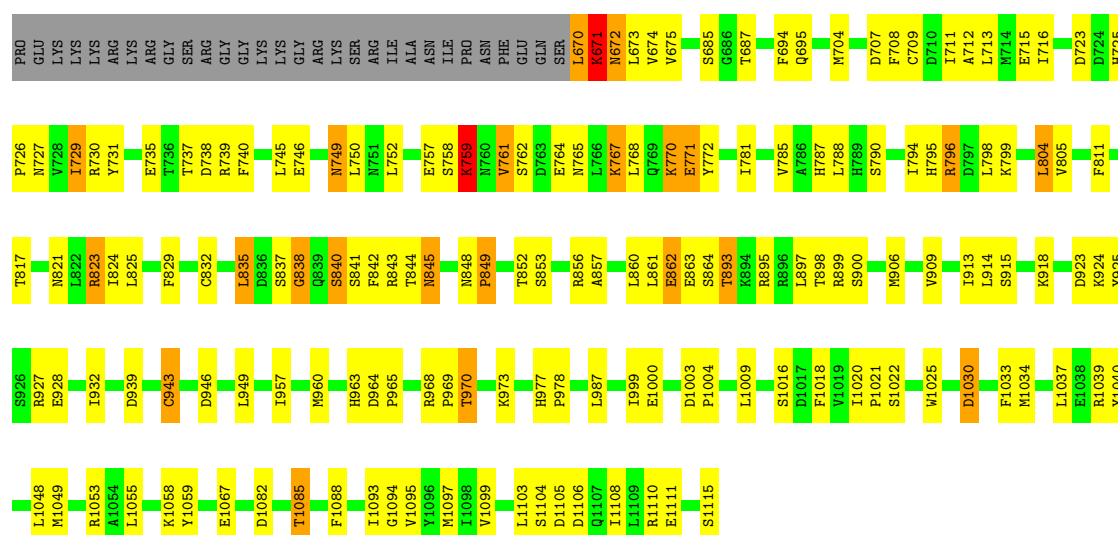
Chain E: 57% 31% 5% 7%





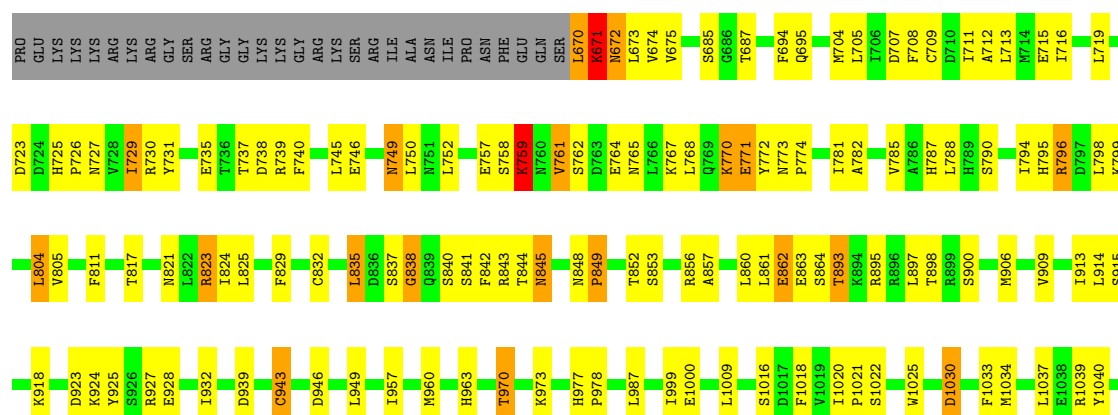
• Molecule 1: Serine/threonine-protein kinase/endoribonuclease IRE1

Chain F: 57% 31% 5% 7%



• Molecule 1: Serine/threonine-protein kinase/endoribonuclease IRE1

Chain G: 58% 31% 7% 4%



R1053	A1054	L1055	K1058	Y1059	E1067	E1071	D1082	T1085	F1088	I1093	G1094	V1095	Y1096	M1097	I1098	V1099	L1103	S1104	D1105	D1106	Q1107	I1108	L1109	R1110	E1111	S1115
-------	-------	-------	-------	-------	-------	-------	-------	-------	-------	-------	-------	-------	-------	-------	-------	-------	-------	-------	-------	-------	-------	-------	-------	-------	-------	-------

4 Data and refinement statistics

EDS failed to run properly - this section is therefore incomplete.

Property	Value	Source
Space group	C 2 2 2	Depositor
Cell constants a, b, c, α , β , γ	91.65Å 580.67Å 177.95Å 90.00° 90.00° 90.00°	Depositor
Resolution (Å)	96.78 – 6.60	Depositor
% Data completeness (in resolution range)	99.8 (96.78-6.60)	Depositor
R_{merge}	(Not available)	Depositor
R_{sym}	(Not available)	Depositor
$\langle I/\sigma(I) \rangle$ ¹	2.05 (at 6.73Å)	Xtriage
Refinement program	PHENIX (phenix.refine: 1.5_2)	Depositor
R, R_{free}	0.286 , 0.317	Depositor
Wilson B-factor (Å ²)	344.3	Xtriage
Anisotropy	0.407	Xtriage
L-test for twinning ²	$\langle L \rangle = 0.44$, $\langle L^2 \rangle = 0.26$	Xtriage
Estimated twinning fraction	No twinning to report.	Xtriage
Total number of atoms	23793	wwPDB-VP
Average B, all atoms (Å ²)	117.0	wwPDB-VP

Xtriage's analysis on translational NCS is as follows: *The largest off-origin peak in the Patterson function is 3.66% of the height of the origin peak. No significant pseudotranslation is detected.*

¹Intensities estimated from amplitudes.

²Theoretical values of $\langle |L| \rangle$, $\langle L^2 \rangle$ for acentric reflections are 0.5, 0.333 respectively for untwinned datasets, and 0.375, 0.2 for perfectly twinned datasets.

5 Model quality

5.1 Standard geometry

Bond lengths and bond angles in the following residue types are not validated in this section: SEP, TPO

The Z score for a bond length (or angle) is the number of standard deviations the observed value is removed from the expected value. A bond length (or angle) with $|Z| > 5$ is considered an outlier worth inspection. RMSZ is the root-mean-square of all Z scores of the bond lengths (or angles).

Mol	Chain	Bond lengths		Bond angles	
		RMSZ	# Z >5	RMSZ	# Z >5
1	A	0.35	0/3437	0.49	0/4629
1	B	0.35	0/3437	0.49	0/4629
1	C	0.35	0/3437	0.49	0/4629
1	D	0.35	0/3437	0.49	0/4629
1	E	0.35	0/3437	0.49	0/4629
1	F	0.35	0/3437	0.49	0/4629
1	G	0.35	0/3437	0.49	0/4629
All	All	0.35	0/24059	0.49	0/32403

Chiral center outliers are detected by calculating the chiral volume of a chiral center and verifying if the center is modelled as a planar moiety or with the opposite hand. A planarity outlier is detected by checking planarity of atoms in a peptide group, atoms in a mainchain group or atoms of a sidechain that are expected to be planar.

Mol	Chain	#Chirality outliers	#Planarity outliers
1	A	0	1
1	B	0	1
1	C	0	1
1	D	0	1
1	E	0	1
1	F	0	1
1	G	0	1
All	All	0	7

There are no bond length outliers.

There are no bond angle outliers.

There are no chirality outliers.

All (7) planarity outliers are listed below:

Mol	Chain	Res	Type	Group
1	A	671	LYS	Peptide
1	B	671	LYS	Peptide
1	C	671	LYS	Peptide
1	D	671	LYS	Peptide
1	E	671	LYS	Peptide
1	F	671	LYS	Peptide
1	G	671	LYS	Peptide

5.2 Too-close contacts [i](#)

In the following table, the Non-H and H(model) columns list the number of non-hydrogen atoms and hydrogen atoms in the chain respectively. The H(added) column lists the number of hydrogen atoms added and optimized by MolProbity. The Clashes column lists the number of clashes within the asymmetric unit, whereas Symm-Clashes lists symmetry-related clashes.

Mol	Chain	Non-H	H(model)	H(added)	Clashes	Symm-Clashes
1	A	3399	0	3409	121	0
1	B	3399	0	3409	117	0
1	C	3399	0	3409	120	1
1	D	3399	0	3409	129	0
1	E	3399	0	3409	122	7
1	F	3399	0	3409	122	0
1	G	3399	0	3409	121	0
All	All	23793	0	23863	828	7

The all-atom clashscore is defined as the number of clashes found per 1000 atoms (including hydrogen atoms). The all-atom clashscore for this structure is 17.

All (828) close contacts within the same asymmetric unit are listed below, sorted by their clash magnitude.

Atom-1	Atom-2	Interatomic distance (Å)	Clash overlap (Å)
1:D:840:SEP:O2P	1:E:761:VAL:HG11	1.35	1.23
1:A:848:ASN:HB3	1:A:849:PRO:HA	1.42	1.02
1:E:848:ASN:HB3	1:E:849:PRO:HA	1.42	1.01
1:D:848:ASN:HB3	1:D:849:PRO:HA	1.42	1.01
1:B:848:ASN:HB3	1:B:849:PRO:HA	1.42	1.00
1:G:848:ASN:HB3	1:G:849:PRO:HA	1.42	0.99
1:F:848:ASN:HB3	1:F:849:PRO:HA	1.42	0.99
1:C:848:ASN:HB3	1:C:849:PRO:HA	1.42	0.98
1:D:840:SEP:O2P	1:E:761:VAL:CG1	2.23	0.86
1:C:862:GLU:HG3	1:C:863:GLU:H	1.42	0.85

Continued on next page...

Continued from previous page...

Atom-1	Atom-2	Interatomic distance (Å)	Clash overlap (Å)
1:E:862:GLU:HG3	1:E:863:GLU:H	1.42	0.84
1:F:862:GLU:HG3	1:F:863:GLU:H	1.42	0.84
1:A:862:GLU:HG3	1:A:863:GLU:H	1.42	0.84
1:B:862:GLU:HG3	1:B:863:GLU:H	1.42	0.83
1:D:862:GLU:HG3	1:D:863:GLU:H	1.42	0.82
1:G:862:GLU:HG3	1:G:863:GLU:H	1.42	0.82
1:B:761:VAL:HG11	1:C:840:SEP:O2P	1.86	0.76
1:F:1108:ILE:CD1	1:G:1059:TYR:OH	2.35	0.74
1:B:1034:MET:HE2	1:B:1037:LEU:HD23	1.71	0.73
1:F:715:GLU:HG3	1:F:829:PHE:HB2	1.71	0.73
1:C:715:GLU:HG3	1:C:829:PHE:HB2	1.71	0.72
1:B:715:GLU:HG3	1:B:829:PHE:HB2	1.71	0.72
1:A:1034:MET:HE1	1:A:1037:LEU:HD23	1.71	0.72
1:D:957:ILE:HA	1:D:960:MET:HE3	1.72	0.72
1:E:715:GLU:HG3	1:E:829:PHE:HB2	1.71	0.72
1:A:715:GLU:HG3	1:A:829:PHE:HB2	1.71	0.71
1:F:957:ILE:HA	1:F:960:MET:HE3	1.72	0.71
1:F:1059:TYR:OH	1:G:1108:ILE:CD1	2.38	0.71
1:G:715:GLU:HG3	1:G:829:PHE:HB2	1.71	0.71
1:C:957:ILE:HA	1:C:960:MET:HE3	1.72	0.71
1:D:715:GLU:HG3	1:D:829:PHE:HB2	1.71	0.71
1:D:1034:MET:HE2	1:D:1037:LEU:HD23	1.71	0.71
1:G:781:ILE:HG22	1:G:906:MET:HE2	1.72	0.70
1:F:1034:MET:HE2	1:F:1037:LEU:HD23	1.73	0.70
1:C:730:ARG:HB3	1:C:746:GLU:HG2	1.74	0.70
1:E:957:ILE:HA	1:E:960:MET:HE3	1.72	0.70
1:D:848:ASN:HB3	1:D:849:PRO:CA	2.21	0.70
1:E:1034:MET:HE1	1:E:1037:LEU:HD23	1.73	0.70
1:F:862:GLU:HG3	1:F:863:GLU:N	2.07	0.70
1:B:730:ARG:HB3	1:B:746:GLU:HG2	1.74	0.70
1:B:957:ILE:HA	1:B:960:MET:HE3	1.74	0.70
1:D:862:GLU:HG3	1:D:863:GLU:N	2.07	0.70
1:G:725:HIS:CD2	1:G:727:ASN:H	2.10	0.70
1:B:725:HIS:CD2	1:B:727:ASN:H	2.10	0.70
1:B:848:ASN:HB3	1:B:849:PRO:CA	2.21	0.70
1:F:730:ARG:HB3	1:F:746:GLU:HG2	1.74	0.70
1:G:862:GLU:HG3	1:G:863:GLU:N	2.07	0.70
1:A:957:ILE:HA	1:A:960:MET:HE3	1.74	0.69
1:C:725:HIS:CD2	1:C:727:ASN:H	2.10	0.69
1:C:1034:MET:HE2	1:C:1037:LEU:HD23	1.73	0.69
1:E:862:GLU:HG3	1:E:863:GLU:N	2.07	0.69

Continued on next page...

Continued from previous page...

Atom-1	Atom-2	Interatomic distance (Å)	Clash overlap (Å)
1:G:848:ASN:HB3	1:G:849:PRO:CA	2.21	0.69
1:B:862:GLU:HG3	1:B:863:GLU:N	2.07	0.69
1:G:957:ILE:HA	1:G:960:MET:HE3	1.74	0.69
1:G:1034:MET:HE2	1:G:1037:LEU:HD23	1.73	0.69
1:A:730:ARG:HB3	1:A:746:GLU:HG2	1.74	0.69
1:A:725:HIS:CD2	1:A:727:ASN:H	2.10	0.69
1:E:730:ARG:HB3	1:E:746:GLU:HG2	1.74	0.69
1:F:725:HIS:CD2	1:F:727:ASN:H	2.10	0.69
1:A:848:ASN:HB3	1:A:849:PRO:CA	2.21	0.68
1:A:862:GLU:HG3	1:A:863:GLU:N	2.07	0.68
1:C:862:GLU:HG3	1:C:863:GLU:N	2.07	0.68
1:G:730:ARG:HB3	1:G:746:GLU:HG2	1.74	0.68
1:A:795:HIS:HA	1:A:832:CYS:HB3	1.76	0.68
1:E:781:ILE:HG22	1:E:906:MET:HE2	1.76	0.68
1:E:848:ASN:HB3	1:E:849:PRO:CA	2.21	0.68
1:E:725:HIS:CD2	1:E:727:ASN:H	2.10	0.68
1:G:795:HIS:HA	1:G:832:CYS:HB3	1.76	0.68
1:D:730:ARG:HB3	1:D:746:GLU:HG2	1.74	0.68
1:D:795:HIS:HA	1:D:832:CYS:HB3	1.76	0.68
1:D:725:HIS:CD2	1:D:727:ASN:H	2.10	0.67
1:C:781:ILE:HG22	1:C:906:MET:HE2	1.75	0.67
1:F:795:HIS:HA	1:F:832:CYS:HB3	1.76	0.67
1:C:795:HIS:HA	1:C:832:CYS:HB3	1.76	0.67
1:B:795:HIS:HA	1:B:832:CYS:HB3	1.76	0.67
1:E:795:HIS:HA	1:E:832:CYS:HB3	1.76	0.66
1:F:1108:ILE:HD12	1:G:1059:TYR:OH	1.96	0.66
1:G:897:LEU:HD12	1:G:897:LEU:H	1.61	0.66
1:B:1020:ILE:HG22	1:B:1022:SER:N	2.11	0.66
1:F:1020:ILE:HG22	1:F:1022:SER:N	2.11	0.65
1:C:897:LEU:HD12	1:C:897:LEU:H	1.61	0.65
1:A:897:LEU:H	1:A:897:LEU:HD12	1.61	0.65
1:E:897:LEU:HD12	1:E:897:LEU:H	1.61	0.65
1:D:864:SER:HB3	1:D:963:HIS:NE2	2.12	0.65
1:B:897:LEU:HD12	1:B:897:LEU:H	1.61	0.65
1:D:1020:ILE:HG22	1:D:1022:SER:N	2.11	0.65
1:E:1020:ILE:HG22	1:E:1022:SER:N	2.11	0.65
1:B:781:ILE:HG22	1:B:906:MET:HE2	1.79	0.65
1:B:864:SER:HB3	1:B:963:HIS:NE2	2.12	0.65
1:F:781:ILE:HG22	1:F:906:MET:HE2	1.78	0.65
1:C:848:ASN:HB3	1:C:849:PRO:CA	2.21	0.64
1:C:864:SER:HB3	1:C:963:HIS:NE2	2.12	0.64

Continued on next page...

Continued from previous page...

Atom-1	Atom-2	Interatomic distance (Å)	Clash overlap (Å)
1:G:1020:ILE:HG22	1:G:1022:SER:N	2.11	0.64
1:A:1020:ILE:HG22	1:A:1022:SER:N	2.11	0.64
1:D:897:LEU:HD12	1:D:897:LEU:H	1.61	0.64
1:E:864:SER:HB3	1:E:963:HIS:NE2	2.12	0.64
1:C:1020:ILE:HG22	1:C:1022:SER:N	2.11	0.64
1:A:781:ILE:HG22	1:A:906:MET:HE2	1.80	0.64
1:F:864:SER:HB3	1:F:963:HIS:NE2	2.12	0.64
1:E:1034:MET:CE	1:E:1037:LEU:HD23	2.28	0.64
1:G:864:SER:HB3	1:G:963:HIS:NE2	2.12	0.64
1:D:1034:MET:CE	1:D:1037:LEU:HD23	2.28	0.64
1:B:1034:MET:CE	1:B:1037:LEU:HD23	2.28	0.63
1:A:864:SER:HB3	1:A:963:HIS:NE2	2.12	0.63
1:F:1108:ILE:HD11	1:G:1059:TYR:OH	1.96	0.63
1:G:1034:MET:CE	1:G:1037:LEU:HD23	2.28	0.63
1:C:794:ILE:HD11	1:C:835:LEU:HD12	1.81	0.63
1:F:1034:MET:CE	1:F:1037:LEU:HD23	2.28	0.63
1:G:794:ILE:HD11	1:G:835:LEU:HD12	1.81	0.63
1:A:794:ILE:HD11	1:A:835:LEU:HD12	1.81	0.62
1:C:1034:MET:CE	1:C:1037:LEU:HD23	2.28	0.62
1:D:923:ASP:O	1:D:927:ARG:HB2	1.99	0.62
1:F:897:LEU:H	1:F:897:LEU:HD12	1.61	0.62
1:B:923:ASP:O	1:B:927:ARG:HB2	1.99	0.62
1:D:794:ILE:HD11	1:D:835:LEU:HD12	1.81	0.62
1:F:923:ASP:O	1:F:927:ARG:HB2	1.99	0.62
1:A:1034:MET:CE	1:A:1037:LEU:HD23	2.28	0.62
1:B:794:ILE:HD11	1:B:835:LEU:HD12	1.81	0.62
1:G:923:ASP:O	1:G:927:ARG:HB2	1.99	0.62
1:A:923:ASP:O	1:A:927:ARG:HB2	1.99	0.62
1:C:923:ASP:O	1:C:927:ARG:HB2	1.99	0.62
1:E:923:ASP:O	1:E:927:ARG:HB2	1.99	0.62
1:C:796:ARG:HD3	1:C:832:CYS:HA	1.82	0.61
1:F:796:ARG:HD3	1:F:832:CYS:HA	1.82	0.61
1:D:781:ILE:HG22	1:D:906:MET:HE2	1.82	0.61
1:E:794:ILE:HD11	1:E:835:LEU:HD12	1.81	0.61
1:F:1059:TYR:OH	1:G:1108:ILE:HD11	1.98	0.61
1:E:796:ARG:HD3	1:E:832:CYS:HA	1.82	0.61
1:B:771:GLU:HB2	1:B:821:ASN:ND2	2.16	0.61
1:F:794:ILE:HD11	1:F:835:LEU:HD12	1.81	0.61
1:F:1059:TYR:OH	1:G:1108:ILE:HD12	1.99	0.61
1:E:771:GLU:HB2	1:E:821:ASN:ND2	2.16	0.61
1:F:771:GLU:HB2	1:F:821:ASN:ND2	2.16	0.61

Continued on next page...

Continued from previous page...

Atom-1	Atom-2	Interatomic distance (Å)	Clash overlap (Å)
1:A:970:THR:HG23	1:A:973:LYS:HB2	1.83	0.61
1:C:771:GLU:HB2	1:C:821:ASN:ND2	2.16	0.61
1:B:796:ARG:HD3	1:B:832:CYS:HA	1.83	0.60
1:D:796:ARG:HD3	1:D:832:CYS:HA	1.82	0.60
1:G:796:ARG:HD3	1:G:832:CYS:HA	1.82	0.60
1:D:771:GLU:HB2	1:D:821:ASN:ND2	2.16	0.60
1:F:970:THR:HG23	1:F:973:LYS:HB2	1.83	0.60
1:A:796:ARG:HD3	1:A:832:CYS:HA	1.83	0.60
1:F:795:HIS:HA	1:F:832:CYS:CB	2.32	0.60
1:G:970:THR:HG23	1:G:973:LYS:HB2	1.83	0.60
1:A:771:GLU:HB2	1:A:821:ASN:ND2	2.16	0.60
1:C:970:THR:HG23	1:C:973:LYS:HB2	1.83	0.60
1:E:795:HIS:HA	1:E:832:CYS:CB	2.32	0.60
1:G:771:GLU:HB2	1:G:821:ASN:ND2	2.16	0.60
1:B:970:THR:HG23	1:B:973:LYS:HB2	1.83	0.59
1:B:795:HIS:HA	1:B:832:CYS:CB	2.32	0.59
1:C:795:HIS:HA	1:C:832:CYS:CB	2.32	0.59
1:D:840:SEP:P	1:E:761:VAL:HG11	2.41	0.59
1:E:970:THR:HG23	1:E:973:LYS:HB2	1.83	0.59
1:D:761:VAL:HG21	1:D:764:GLU:HG3	1.85	0.59
1:D:970:THR:HG23	1:D:973:LYS:HB2	1.83	0.59
1:D:795:HIS:HA	1:D:832:CYS:CB	2.32	0.59
1:G:795:HIS:HA	1:G:832:CYS:CB	2.32	0.59
1:C:772:TYR:CG	1:C:772:TYR:O	2.56	0.59
1:F:761:VAL:HG21	1:F:764:GLU:HG3	1.85	0.59
1:B:772:TYR:CG	1:B:772:TYR:O	2.56	0.59
1:C:761:VAL:HG21	1:C:764:GLU:HG3	1.85	0.59
1:D:771:GLU:HB2	1:D:821:ASN:HD21	1.68	0.58
1:E:772:TYR:CG	1:E:772:TYR:O	2.56	0.58
1:G:771:GLU:HB2	1:G:821:ASN:HD21	1.68	0.58
1:A:772:TYR:O	1:A:772:TYR:CG	2.56	0.58
1:A:795:HIS:HA	1:A:832:CYS:CB	2.32	0.58
1:A:771:GLU:HB2	1:A:821:ASN:HD21	1.68	0.58
1:B:771:GLU:HB2	1:B:821:ASN:HD21	1.68	0.58
1:C:771:GLU:HB2	1:C:821:ASN:HD21	1.68	0.58
1:D:772:TYR:CG	1:D:772:TYR:O	2.56	0.58
1:F:771:GLU:HB2	1:F:821:ASN:HD21	1.68	0.58
1:G:861:LEU:O	1:G:862:GLU:HB3	2.04	0.58
1:E:761:VAL:HG21	1:E:764:GLU:HG3	1.85	0.58
1:F:772:TYR:O	1:F:772:TYR:CG	2.56	0.58
1:F:848:ASN:HB3	1:F:849:PRO:CA	2.21	0.58

Continued on next page...

Continued from previous page...

Atom-1	Atom-2	Interatomic distance (Å)	Clash overlap (Å)
1:A:761:VAL:HG21	1:A:764:GLU:HG3	1.85	0.58
1:A:861:LEU:O	1:A:862:GLU:HB3	2.04	0.57
1:B:861:LEU:O	1:B:862:GLU:HB3	2.04	0.57
1:C:861:LEU:O	1:C:862:GLU:HB3	2.04	0.57
1:B:761:VAL:HG21	1:B:764:GLU:HG3	1.85	0.57
1:F:861:LEU:O	1:F:862:GLU:HB3	2.04	0.57
1:E:771:GLU:HB2	1:E:821:ASN:HD21	1.68	0.57
1:E:861:LEU:O	1:E:862:GLU:HB3	2.04	0.57
1:G:772:TYR:CG	1:G:772:TYR:O	2.56	0.57
1:D:861:LEU:O	1:D:862:GLU:HB3	2.04	0.57
1:G:781:ILE:HG12	1:G:824:ILE:HG21	1.87	0.57
1:A:781:ILE:HG12	1:A:824:ILE:HG21	1.87	0.56
1:B:781:ILE:HG12	1:B:824:ILE:HG21	1.87	0.56
1:D:781:ILE:HG12	1:D:824:ILE:HG21	1.87	0.56
1:A:897:LEU:HD12	1:A:897:LEU:N	2.20	0.56
1:D:897:LEU:HD12	1:D:897:LEU:N	2.20	0.56
1:G:761:VAL:HG21	1:G:764:GLU:HG3	1.85	0.56
1:B:709:CYS:O	1:B:713:LEU:HD13	2.06	0.56
1:E:709:CYS:O	1:E:713:LEU:HD13	2.06	0.56
1:C:781:ILE:HG12	1:C:824:ILE:HG21	1.87	0.56
1:A:709:CYS:O	1:A:713:LEU:HD13	2.06	0.56
1:G:897:LEU:HD12	1:G:897:LEU:N	2.20	0.56
1:E:749:ASN:OD1	1:E:749:ASN:N	2.39	0.56
1:E:897:LEU:HD12	1:E:897:LEU:N	2.20	0.56
1:B:897:LEU:HD12	1:B:897:LEU:N	2.20	0.56
1:F:709:CYS:O	1:F:713:LEU:HD13	2.06	0.56
1:G:709:CYS:O	1:G:713:LEU:HD13	2.06	0.56
1:E:781:ILE:HG12	1:E:824:ILE:HG21	1.87	0.56
1:D:709:CYS:O	1:D:713:LEU:HD13	2.06	0.55
1:A:749:ASN:OD1	1:A:749:ASN:N	2.39	0.55
1:F:897:LEU:HD12	1:F:897:LEU:N	2.20	0.55
1:F:781:ILE:HG12	1:F:824:ILE:HG21	1.87	0.55
1:C:897:LEU:HD12	1:C:897:LEU:N	2.20	0.55
1:C:709:CYS:O	1:C:713:LEU:HD13	2.06	0.55
1:B:757:GLU:O	1:B:759:LYS:HE3	2.07	0.55
1:C:749:ASN:OD1	1:C:749:ASN:N	2.39	0.55
1:E:757:GLU:O	1:E:759:LYS:HE3	2.07	0.54
1:G:757:GLU:O	1:G:759:LYS:HE3	2.07	0.54
1:F:749:ASN:OD1	1:F:749:ASN:N	2.39	0.54
1:F:752:LEU:HD21	1:F:913:ILE:HD11	1.90	0.54
1:B:752:LEU:HD21	1:B:913:ILE:HD11	1.90	0.54

Continued on next page...

Continued from previous page...

Atom-1	Atom-2	Interatomic distance (Å)	Clash overlap (Å)
1:A:752:LEU:HD21	1:A:913:ILE:HD11	1.90	0.54
1:C:737:THR:HG23	1:C:740:PHE:H	1.73	0.54
1:E:824:ILE:O	1:E:825:LEU:HD23	2.08	0.54
1:A:757:GLU:O	1:A:759:LYS:HE3	2.07	0.54
1:D:824:ILE:O	1:D:825:LEU:HD23	2.08	0.54
1:A:737:THR:HG23	1:A:740:PHE:H	1.73	0.54
1:C:752:LEU:HD21	1:C:913:ILE:HD11	1.90	0.54
1:E:737:THR:HG23	1:E:740:PHE:H	1.73	0.54
1:E:752:LEU:HD21	1:E:913:ILE:HD11	1.90	0.54
1:G:737:THR:HG23	1:G:740:PHE:H	1.73	0.54
1:G:749:ASN:OD1	1:G:749:ASN:N	2.39	0.54
1:G:1055:LEU:HD23	1:G:1055:LEU:C	2.29	0.54
1:A:824:ILE:O	1:A:825:LEU:HD23	2.08	0.54
1:B:1055:LEU:C	1:B:1055:LEU:HD23	2.29	0.54
1:D:671:LYS:HD2	1:D:671:LYS:O	2.08	0.54
1:D:1055:LEU:C	1:D:1055:LEU:HD23	2.29	0.54
1:E:1055:LEU:HD23	1:E:1055:LEU:C	2.29	0.54
1:C:757:GLU:O	1:C:759:LYS:HE3	2.07	0.54
1:D:757:GLU:O	1:D:759:LYS:HE3	2.07	0.54
1:D:749:ASN:OD1	1:D:749:ASN:N	2.39	0.53
1:E:909:VAL:O	1:E:913:ILE:HG12	2.08	0.53
1:F:909:VAL:O	1:F:913:ILE:HG12	2.09	0.53
1:C:671:LYS:HD2	1:C:671:LYS:O	2.08	0.53
1:C:824:ILE:O	1:C:825:LEU:HD23	2.08	0.53
1:C:909:VAL:O	1:C:913:ILE:HG12	2.08	0.53
1:D:909:VAL:O	1:D:913:ILE:HG12	2.08	0.53
1:D:1111:GLU:O	1:D:1115:SER:HB3	2.09	0.53
1:F:757:GLU:O	1:F:759:LYS:HE3	2.07	0.53
1:F:824:ILE:O	1:F:825:LEU:HD23	2.08	0.53
1:F:1111:GLU:O	1:F:1115:SER:HB3	2.09	0.53
1:G:1111:GLU:O	1:G:1115:SER:HB3	2.09	0.53
1:A:723:ASP:HB2	1:A:730:ARG:HA	1.91	0.53
1:B:737:THR:HG23	1:B:740:PHE:H	1.73	0.53
1:B:1111:GLU:O	1:B:1115:SER:HB3	2.09	0.53
1:C:1111:GLU:O	1:C:1115:SER:HB3	2.09	0.53
1:E:1111:GLU:O	1:E:1115:SER:HB3	2.09	0.53
1:G:723:ASP:HB2	1:G:730:ARG:HA	1.91	0.53
1:B:909:VAL:O	1:B:913:ILE:HG12	2.08	0.53
1:B:1093:ILE:O	1:B:1097:MET:HG3	2.09	0.53
1:C:1055:LEU:C	1:C:1055:LEU:HD23	2.29	0.53
1:E:723:ASP:HB2	1:E:730:ARG:HA	1.91	0.53

Continued on next page...

Continued from previous page...

Atom-1	Atom-2	Interatomic distance (Å)	Clash overlap (Å)
1:F:671:LYS:HD2	1:F:671:LYS:O	2.08	0.53
1:F:737:THR:HG23	1:F:740:PHE:H	1.73	0.53
1:G:671:LYS:HD2	1:G:671:LYS:O	2.08	0.53
1:A:1055:LEU:C	1:A:1055:LEU:HD23	2.29	0.53
1:B:671:LYS:HD2	1:B:671:LYS:O	2.08	0.53
1:G:752:LEU:HD21	1:G:913:ILE:HD11	1.90	0.53
1:A:671:LYS:HD2	1:A:671:LYS:O	2.08	0.53
1:G:824:ILE:O	1:G:825:LEU:HD23	2.08	0.53
1:A:909:VAL:O	1:A:913:ILE:HG12	2.09	0.53
1:A:1093:ILE:O	1:A:1097:MET:HG3	2.09	0.53
1:B:824:ILE:O	1:B:825:LEU:HD23	2.08	0.53
1:D:752:LEU:HD21	1:D:913:ILE:HD11	1.90	0.53
1:F:1055:LEU:C	1:F:1055:LEU:HD23	2.29	0.53
1:A:1111:GLU:O	1:A:1115:SER:HB3	2.09	0.52
1:C:1093:ILE:O	1:C:1097:MET:HG3	2.09	0.52
1:F:1093:ILE:O	1:F:1097:MET:HG3	2.09	0.52
1:B:723:ASP:HB2	1:B:730:ARG:HA	1.91	0.52
1:A:928:GLU:O	1:A:932:ILE:HG13	2.10	0.52
1:E:671:LYS:HD2	1:E:671:LYS:O	2.08	0.52
1:E:1093:ILE:O	1:E:1097:MET:HG3	2.09	0.52
1:G:909:VAL:O	1:G:913:ILE:HG12	2.09	0.52
1:D:928:GLU:O	1:D:932:ILE:HG13	2.10	0.52
1:D:1034:MET:HE3	1:D:1034:MET:HA	1.91	0.52
1:F:928:GLU:O	1:F:932:ILE:HG13	2.10	0.52
1:G:928:GLU:O	1:G:932:ILE:HG13	2.10	0.52
1:D:731:TYR:HA	1:D:745:LEU:HD23	1.92	0.52
1:D:1093:ILE:O	1:D:1097:MET:HG3	2.09	0.52
1:A:1034:MET:HE2	1:A:1034:MET:HA	1.92	0.52
1:B:749:ASN:OD1	1:B:749:ASN:N	2.39	0.52
1:B:1034:MET:HA	1:B:1034:MET:HE3	1.91	0.52
1:C:928:GLU:O	1:C:932:ILE:HG13	2.10	0.52
1:D:723:ASP:HB2	1:D:730:ARG:HA	1.91	0.52
1:D:729:ILE:CD1	1:D:745:LEU:HB3	2.40	0.52
1:B:729:ILE:CD1	1:B:745:LEU:HB3	2.40	0.52
1:C:731:TYR:HA	1:C:745:LEU:HD23	1.92	0.52
1:D:737:THR:HG23	1:D:740:PHE:H	1.73	0.52
1:G:729:ILE:CD1	1:G:745:LEU:HB3	2.40	0.52
1:G:1093:ILE:O	1:G:1097:MET:HG3	2.09	0.52
1:A:729:ILE:CD1	1:A:745:LEU:HB3	2.40	0.51
1:C:729:ILE:CD1	1:C:745:LEU:HB3	2.40	0.51
1:F:723:ASP:HB2	1:F:730:ARG:HA	1.91	0.51

Continued on next page...

Continued from previous page...

Atom-1	Atom-2	Interatomic distance (Å)	Clash overlap (Å)
1:F:729:ILE:CD1	1:F:745:LEU:HB3	2.40	0.51
1:F:731:TYR:HA	1:F:745:LEU:HD23	1.92	0.51
1:A:840:SEP:O2P	1:D:761:VAL:HG11	2.10	0.51
1:E:729:ILE:CD1	1:E:745:LEU:HB3	2.40	0.51
1:A:731:TYR:HA	1:A:745:LEU:HD23	1.92	0.51
1:B:731:TYR:HA	1:B:745:LEU:HD23	1.92	0.51
1:C:723:ASP:HB2	1:C:730:ARG:HA	1.91	0.51
1:B:928:GLU:O	1:B:932:ILE:HG13	2.10	0.51
1:B:811:PHE:HB3	1:B:823:ARG:NH1	2.26	0.51
1:B:861:LEU:O	1:B:862:GLU:CB	2.59	0.51
1:E:731:TYR:HA	1:E:745:LEU:HD23	1.92	0.51
1:F:811:PHE:HB3	1:F:823:ARG:NH1	2.26	0.51
1:G:845:ASN:HD22	1:G:845:ASN:N	2.08	0.51
1:E:811:PHE:HB3	1:E:823:ARG:NH1	2.26	0.51
1:C:758:SER:HB3	1:C:768:LEU:HD21	1.93	0.51
1:C:853:SER:HA	1:C:856:ARG:HG3	1.93	0.51
1:A:1000:GLU:HB2	1:A:1009:LEU:HD21	1.93	0.51
1:B:758:SER:HB3	1:B:768:LEU:HD21	1.93	0.51
1:C:781:ILE:HG22	1:C:906:MET:CE	2.41	0.51
1:C:1059:TYR:OH	1:D:1108:ILE:CD1	2.58	0.51
1:D:811:PHE:HB3	1:D:823:ARG:NH1	2.26	0.51
1:E:928:GLU:O	1:E:932:ILE:HG13	2.10	0.51
1:F:1000:GLU:HB2	1:F:1009:LEU:HD21	1.93	0.51
1:A:811:PHE:HB3	1:A:823:ARG:NH1	2.26	0.50
1:C:837:SER:HB3	1:C:838:GLY:HA2	1.93	0.50
1:D:861:LEU:O	1:D:862:GLU:CB	2.59	0.50
1:E:758:SER:HB3	1:E:768:LEU:HD21	1.93	0.50
1:F:837:SER:HB3	1:F:838:GLY:HA2	1.93	0.50
1:G:853:SER:HA	1:G:856:ARG:HG3	1.93	0.50
1:A:794:ILE:HG22	1:A:795:HIS:O	2.12	0.50
1:C:811:PHE:HB3	1:C:823:ARG:NH1	2.26	0.50
1:E:1000:GLU:HB2	1:E:1009:LEU:HD21	1.93	0.50
1:G:811:PHE:HB3	1:G:823:ARG:NH1	2.26	0.50
1:A:837:SER:HB3	1:A:838:GLY:HA2	1.94	0.50
1:F:758:SER:HB3	1:F:768:LEU:HD21	1.93	0.50
1:B:1034:MET:CE	1:B:1034:MET:HA	2.42	0.50
1:F:845:ASN:N	1:F:845:ASN:HD22	2.08	0.50
1:G:794:ILE:HG22	1:G:795:HIS:O	2.12	0.50
1:B:1000:GLU:HB2	1:B:1009:LEU:HD21	1.93	0.50
1:C:861:LEU:O	1:C:862:GLU:CB	2.59	0.50
1:E:781:ILE:HG22	1:E:906:MET:CE	2.42	0.50

Continued on next page...

Continued from previous page...

Atom-1	Atom-2	Interatomic distance (Å)	Clash overlap (Å)
1:E:864:SER:O	1:E:893:THR:OG1	2.29	0.50
1:E:1034:MET:CE	1:E:1034:MET:HA	2.42	0.50
1:F:848:ASN:CB	1:F:849:PRO:HA	2.29	0.50
1:G:1000:GLU:HB2	1:G:1009:LEU:HD21	1.93	0.50
1:A:845:ASN:N	1:A:845:ASN:HD22	2.08	0.50
1:C:794:ILE:HG22	1:C:795:HIS:O	2.12	0.50
1:D:758:SER:HB3	1:D:768:LEU:HD21	1.93	0.50
1:E:794:ILE:HG22	1:E:795:HIS:O	2.12	0.50
1:F:781:ILE:HG22	1:F:906:MET:CE	2.41	0.50
1:G:758:SER:HB3	1:G:768:LEU:HD21	1.93	0.50
1:A:1034:MET:CE	1:A:1034:MET:HA	2.42	0.50
1:B:1016:SER:C	1:B:1018:PHE:H	2.15	0.50
1:E:845:ASN:N	1:E:845:ASN:HD22	2.08	0.50
1:G:1016:SER:C	1:G:1018:PHE:H	2.15	0.50
1:C:845:ASN:N	1:C:845:ASN:HD22	2.08	0.50
1:A:861:LEU:O	1:A:862:GLU:CB	2.59	0.49
1:B:781:ILE:HG22	1:B:906:MET:CE	2.41	0.49
1:B:794:ILE:HG22	1:B:795:HIS:O	2.12	0.49
1:B:845:ASN:N	1:B:845:ASN:HD22	2.08	0.49
1:B:853:SER:HA	1:B:856:ARG:HG3	1.93	0.49
1:D:924:LYS:HG3	1:D:925:TYR:CD2	2.47	0.49
1:E:861:LEU:O	1:E:862:GLU:CB	2.59	0.49
1:G:837:SER:HB3	1:G:838:GLY:HA2	1.94	0.49
1:G:1034:MET:CE	1:G:1034:MET:HA	2.42	0.49
1:G:781:ILE:HG22	1:G:906:MET:CE	2.41	0.49
1:A:924:LYS:HG3	1:A:925:TYR:CD2	2.47	0.49
1:D:853:SER:HA	1:D:856:ARG:HG3	1.93	0.49
1:E:853:SER:HA	1:E:856:ARG:HG3	1.93	0.49
1:F:1034:MET:CE	1:F:1034:MET:HA	2.42	0.49
1:G:731:TYR:HA	1:G:745:LEU:HD23	1.92	0.49
1:A:781:ILE:HG22	1:A:906:MET:CE	2.41	0.49
1:A:1016:SER:C	1:A:1018:PHE:H	2.15	0.49
1:C:1016:SER:C	1:C:1018:PHE:H	2.15	0.49
1:D:845:ASN:N	1:D:845:ASN:HD22	2.08	0.49
1:E:673:LEU:HD23	1:E:673:LEU:C	2.33	0.49
1:F:673:LEU:C	1:F:673:LEU:HD23	2.33	0.49
1:F:853:SER:HA	1:F:856:ARG:HG3	1.93	0.49
1:G:861:LEU:O	1:G:862:GLU:CB	2.59	0.49
1:G:924:LYS:HG3	1:G:925:TYR:CD2	2.48	0.49
1:A:758:SER:HB3	1:A:768:LEU:HD21	1.93	0.49
1:A:864:SER:O	1:A:893:THR:OG1	2.29	0.49

Continued on next page...

Continued from previous page...

Atom-1	Atom-2	Interatomic distance (Å)	Clash overlap (Å)
1:B:837:SER:HB3	1:B:838:GLY:HA2	1.94	0.49
1:C:924:LYS:HG3	1:C:925:TYR:CD2	2.47	0.49
1:C:1108:ILE:CD1	1:D:1059:TYR:OH	2.59	0.49
1:D:781:ILE:HG22	1:D:906:MET:CE	2.41	0.49
1:D:837:SER:HB3	1:D:838:GLY:HA2	1.94	0.49
1:D:1000:GLU:HB2	1:D:1009:LEU:HD21	1.93	0.49
1:F:924:LYS:HG3	1:F:925:TYR:CD2	2.47	0.49
1:D:673:LEU:C	1:D:673:LEU:HD23	2.33	0.49
1:F:861:LEU:O	1:F:862:GLU:CB	2.59	0.49
1:A:853:SER:HA	1:A:856:ARG:HG3	1.93	0.49
1:D:794:ILE:HG22	1:D:795:HIS:O	2.12	0.49
1:G:673:LEU:HD23	1:G:673:LEU:C	2.33	0.49
1:D:1034:MET:CE	1:D:1034:MET:HA	2.42	0.49
1:E:924:LYS:HG3	1:E:925:TYR:CD2	2.47	0.49
1:A:947:ARG:HB2	1:G:1071:GLU:OE1	2.13	0.49
1:B:673:LEU:HD23	1:B:673:LEU:C	2.33	0.49
1:C:1000:GLU:HB2	1:C:1009:LEU:HD21	1.93	0.49
1:C:1034:MET:CE	1:C:1034:MET:HA	2.42	0.49
1:D:1016:SER:C	1:D:1018:PHE:H	2.15	0.49
1:B:924:LYS:HG3	1:B:925:TYR:CD2	2.47	0.48
1:C:673:LEU:C	1:C:673:LEU:HD23	2.33	0.48
1:C:770:LYS:HG2	1:C:771:GLU:N	2.28	0.48
1:E:837:SER:HB3	1:E:838:GLY:HA2	1.93	0.48
1:E:1016:SER:C	1:E:1018:PHE:H	2.15	0.48
1:G:970:THR:HG23	1:G:973:LYS:CB	2.43	0.48
1:C:864:SER:O	1:C:893:THR:OG1	2.29	0.48
1:D:674:VAL:CG1	1:D:675:VAL:N	2.76	0.48
1:F:794:ILE:HG22	1:F:795:HIS:O	2.12	0.48
1:D:770:LYS:HG2	1:D:771:GLU:N	2.28	0.48
1:E:770:LYS:HG2	1:E:771:GLU:N	2.28	0.48
1:A:673:LEU:C	1:A:673:LEU:HD23	2.33	0.48
1:D:970:THR:HG23	1:D:973:LYS:CB	2.44	0.48
1:F:1016:SER:C	1:F:1018:PHE:H	2.15	0.48
1:A:674:VAL:CG1	1:A:675:VAL:N	2.76	0.48
1:A:893:THR:O	1:A:895:ARG:HG3	2.14	0.48
1:B:1025:TRP:HB2	1:B:1088:PHE:CZ	2.49	0.48
1:F:893:THR:O	1:F:895:ARG:HG3	2.14	0.48
1:B:970:THR:HG23	1:B:973:LYS:CB	2.43	0.48
1:B:770:LYS:HG2	1:B:771:GLU:N	2.28	0.48
1:C:893:THR:O	1:C:895:ARG:HG3	2.14	0.48
1:G:893:THR:O	1:G:895:ARG:HG3	2.14	0.48

Continued on next page...

Continued from previous page...

Atom-1	Atom-2	Interatomic distance (Å)	Clash overlap (Å)
1:A:770:LYS:HG2	1:A:771:GLU:N	2.28	0.48
1:A:1025:TRP:HB2	1:A:1088:PHE:CZ	2.49	0.48
1:C:1025:TRP:HB2	1:C:1088:PHE:CZ	2.49	0.48
1:D:864:SER:O	1:D:893:THR:OG1	2.29	0.48
1:C:977:HIS:CG	1:C:978:PRO:HD2	2.49	0.48
1:E:893:THR:O	1:E:895:ARG:HG3	2.14	0.48
1:E:977:HIS:CG	1:E:978:PRO:HD2	2.49	0.48
1:F:770:LYS:HG2	1:F:771:GLU:N	2.28	0.48
1:G:864:SER:O	1:G:893:THR:OG1	2.29	0.48
1:A:977:HIS:CG	1:A:978:PRO:HD2	2.49	0.47
1:D:893:THR:O	1:D:895:ARG:HG3	2.14	0.47
1:G:674:VAL:CG1	1:G:675:VAL:N	2.76	0.47
1:A:719:LEU:HD23	1:A:719:LEU:HA	1.71	0.47
1:A:970:THR:HG23	1:A:973:LYS:CB	2.44	0.47
1:B:893:THR:O	1:B:895:ARG:HG3	2.14	0.47
1:E:970:THR:HG23	1:E:973:LYS:CB	2.43	0.47
1:C:674:VAL:CG1	1:C:675:VAL:N	2.76	0.47
1:E:674:VAL:CG1	1:E:675:VAL:N	2.76	0.47
1:G:770:LYS:HG2	1:G:771:GLU:N	2.28	0.47
1:C:1034:MET:HA	1:C:1034:MET:HE3	1.96	0.47
1:D:841:SEP:O2P	1:E:678:LYS:HE3	2.13	0.47
1:D:1025:TRP:HB2	1:D:1088:PHE:CZ	2.49	0.47
1:F:674:VAL:CG1	1:F:675:VAL:N	2.76	0.47
1:F:970:THR:HG23	1:F:973:LYS:CB	2.44	0.47
1:C:1059:TYR:OH	1:D:1108:ILE:HD12	2.14	0.47
1:E:1025:TRP:HB2	1:E:1088:PHE:CZ	2.49	0.47
1:B:674:VAL:CG1	1:B:675:VAL:N	2.76	0.47
1:B:804:LEU:HB2	1:B:825:LEU:HB2	1.97	0.47
1:D:725:HIS:CG	1:D:726:PRO:HD2	2.50	0.47
1:D:804:LEU:HB2	1:D:825:LEU:HB2	1.97	0.47
1:F:977:HIS:CG	1:F:978:PRO:HD2	2.49	0.47
1:F:1025:TRP:HB2	1:F:1088:PHE:CZ	2.49	0.47
1:G:1025:TRP:HB2	1:G:1088:PHE:CZ	2.49	0.47
1:A:672:ASN:H	1:A:672:ASN:ND2	2.13	0.47
1:C:672:ASN:ND2	1:C:672:ASN:H	2.13	0.47
1:D:977:HIS:CG	1:D:978:PRO:HD2	2.49	0.47
1:F:672:ASN:H	1:F:672:ASN:ND2	2.13	0.47
1:G:977:HIS:CG	1:G:978:PRO:HD2	2.49	0.47
1:B:725:HIS:CG	1:B:726:PRO:HD2	2.50	0.47
1:C:837:SER:CB	1:C:838:GLY:HA2	2.45	0.47
1:F:804:LEU:HB2	1:F:825:LEU:HB2	1.97	0.47

Continued on next page...

Continued from previous page...

Atom-1	Atom-2	Interatomic distance (Å)	Clash overlap (Å)
1:F:837:SER:CB	1:F:838:GLY:HA2	2.45	0.47
1:B:672:ASN:H	1:B:672:ASN:ND2	2.13	0.47
1:B:977:HIS:CG	1:B:978:PRO:HD2	2.49	0.47
1:B:1037:LEU:C	1:B:1039:ARG:H	2.18	0.47
1:C:1037:LEU:C	1:C:1039:ARG:H	2.18	0.47
1:D:837:SER:CB	1:D:838:GLY:HA2	2.45	0.47
1:F:842:PHE:O	1:F:842:PHE:CG	2.68	0.47
1:F:1034:MET:HA	1:F:1034:MET:HE3	1.97	0.47
1:A:1037:LEU:C	1:A:1039:ARG:H	2.18	0.46
1:C:970:THR:HG23	1:C:973:LYS:CB	2.44	0.46
1:E:1034:MET:HA	1:E:1034:MET:HE2	1.97	0.46
1:A:725:HIS:CG	1:A:726:PRO:HD2	2.50	0.46
1:A:737:THR:C	1:A:739:ARG:H	2.19	0.46
1:A:837:SER:CB	1:A:838:GLY:HA2	2.45	0.46
1:B:737:THR:C	1:B:739:ARG:H	2.19	0.46
1:C:804:LEU:HB2	1:C:825:LEU:HB2	1.97	0.46
1:D:906:MET:HE3	1:D:906:MET:HB2	1.76	0.46
1:F:737:THR:C	1:F:739:ARG:H	2.19	0.46
1:A:804:LEU:HB2	1:A:825:LEU:HB2	1.97	0.46
1:B:687:THR:HG23	1:B:704:MET:HG2	1.98	0.46
1:D:1037:LEU:C	1:D:1039:ARG:H	2.18	0.46
1:E:906:MET:HE3	1:E:906:MET:HB2	1.77	0.46
1:F:725:HIS:CG	1:F:726:PRO:HD2	2.50	0.46
1:G:725:HIS:CG	1:G:726:PRO:HD2	2.50	0.46
1:A:914:LEU:O	1:A:943:CYS:HB2	2.16	0.46
1:E:725:HIS:CG	1:E:726:PRO:HD2	2.50	0.46
1:G:737:THR:C	1:G:739:ARG:H	2.19	0.46
1:G:1034:MET:HA	1:G:1034:MET:HE3	1.97	0.46
1:A:740:PHE:HB3	1:A:741:LEU:H	1.63	0.46
1:C:842:PHE:CG	1:C:842:PHE:O	2.68	0.46
1:D:672:ASN:H	1:D:672:ASN:ND2	2.13	0.46
1:D:737:THR:C	1:D:739:ARG:H	2.19	0.46
1:D:857:ALA:O	1:D:860:LEU:HB2	2.16	0.46
1:E:837:SER:CB	1:E:838:GLY:HA2	2.45	0.46
1:A:794:ILE:O	1:A:832:CYS:HB2	2.16	0.46
1:B:837:SER:CB	1:B:838:GLY:HA2	2.45	0.46
1:C:1108:ILE:HD12	1:D:1059:TYR:OH	2.15	0.46
1:D:687:THR:HG23	1:D:704:MET:HG2	1.98	0.46
1:B:864:SER:O	1:B:893:THR:OG1	2.29	0.46
1:D:794:ILE:O	1:D:832:CYS:HB2	2.16	0.46
1:G:794:ILE:O	1:G:832:CYS:HB2	2.16	0.46

Continued on next page...

Continued from previous page...

Atom-1	Atom-2	Interatomic distance (Å)	Clash overlap (Å)
1:G:837:SER:CB	1:G:838:GLY:HA2	2.45	0.46
1:G:1037:LEU:C	1:G:1039:ARG:H	2.18	0.46
1:B:794:ILE:O	1:B:832:CYS:HB2	2.16	0.46
1:B:842:PHE:CG	1:B:842:PHE:O	2.68	0.46
1:B:914:LEU:O	1:B:943:CYS:HB2	2.16	0.46
1:C:914:LEU:O	1:C:943:CYS:HB2	2.16	0.46
1:E:687:THR:HG23	1:E:704:MET:HG2	1.98	0.46
1:G:914:LEU:O	1:G:943:CYS:HB2	2.16	0.46
1:B:857:ALA:O	1:B:860:LEU:HB2	2.16	0.46
1:C:737:THR:C	1:C:739:ARG:H	2.19	0.46
1:D:785:VAL:HG21	1:D:906:MET:HE1	1.97	0.46
1:D:914:LEU:O	1:D:943:CYS:HB2	2.16	0.46
1:E:804:LEU:HB2	1:E:825:LEU:HB2	1.97	0.46
1:E:842:PHE:CG	1:E:842:PHE:O	2.68	0.46
1:G:804:LEU:HB2	1:G:825:LEU:HB2	1.97	0.46
1:A:685:SER:HB3	1:A:708:PHE:CZ	2.51	0.46
1:A:794:ILE:N	1:A:794:ILE:HD12	2.31	0.46
1:A:842:PHE:O	1:A:842:PHE:CG	2.68	0.46
1:F:685:SER:HB3	1:F:708:PHE:CZ	2.51	0.46
1:F:857:ALA:O	1:F:860:LEU:HB2	2.16	0.46
1:F:906:MET:HB2	1:F:906:MET:HE3	1.76	0.46
1:G:685:SER:HB3	1:G:708:PHE:CZ	2.51	0.46
1:B:1095:VAL:O	1:B:1099:VAL:HG23	2.16	0.45
1:D:842:PHE:CG	1:D:842:PHE:O	2.68	0.45
1:E:1082:ASP:HA	1:E:1085:THR:HB	1.99	0.45
1:G:842:PHE:CG	1:G:842:PHE:O	2.68	0.45
1:G:1095:VAL:O	1:G:1099:VAL:HG23	2.16	0.45
1:E:672:ASN:ND2	1:E:672:ASN:H	2.13	0.45
1:E:914:LEU:O	1:E:943:CYS:HB2	2.16	0.45
1:F:794:ILE:N	1:F:794:ILE:HD12	2.32	0.45
1:F:964:ASP:HA	1:F:965:PRO:HD2	1.84	0.45
1:F:1037:LEU:C	1:F:1039:ARG:H	2.18	0.45
1:G:672:ASN:H	1:G:672:ASN:ND2	2.13	0.45
1:B:685:SER:HB3	1:B:708:PHE:CZ	2.51	0.45
1:C:857:ALA:O	1:C:860:LEU:HB2	2.16	0.45
1:D:1095:VAL:O	1:D:1099:VAL:HG23	2.17	0.45
1:E:794:ILE:N	1:E:794:ILE:HD12	2.32	0.45
1:E:1037:LEU:C	1:E:1039:ARG:H	2.18	0.45
1:F:794:ILE:O	1:F:832:CYS:HB2	2.16	0.45
1:F:805:VAL:HA	1:F:823:ARG:O	2.17	0.45
1:G:782:ALA:HA	1:G:906:MET:HE1	1.98	0.45

Continued on next page...

Continued from previous page...

Atom-1	Atom-2	Interatomic distance (Å)	Clash overlap (Å)
1:G:857:ALA:O	1:G:860:LEU:HB2	2.16	0.45
1:B:1082:ASP:HA	1:B:1085:THR:HB	1.99	0.45
1:C:685:SER:HB3	1:C:708:PHE:CZ	2.51	0.45
1:C:794:ILE:O	1:C:832:CYS:HB2	2.16	0.45
1:D:1082:ASP:HA	1:D:1085:THR:HB	1.98	0.45
1:E:805:VAL:HA	1:E:823:ARG:O	2.17	0.45
1:F:687:THR:HG23	1:F:704:MET:HG2	1.98	0.45
1:F:914:LEU:O	1:F:943:CYS:HB2	2.16	0.45
1:F:1095:VAL:O	1:F:1099:VAL:HG23	2.17	0.45
1:G:794:ILE:HD12	1:G:794:ILE:N	2.31	0.45
1:G:805:VAL:HA	1:G:823:ARG:O	2.17	0.45
1:C:687:THR:HG23	1:C:704:MET:HG2	1.98	0.45
1:C:725:HIS:CG	1:C:726:PRO:HD2	2.50	0.45
1:D:794:ILE:HD12	1:D:794:ILE:N	2.32	0.45
1:E:737:THR:C	1:E:739:ARG:H	2.19	0.45
1:G:687:THR:HG23	1:G:704:MET:HG2	1.98	0.45
1:A:805:VAL:HA	1:A:823:ARG:O	2.17	0.45
1:E:685:SER:HB3	1:E:708:PHE:CZ	2.51	0.45
1:G:906:MET:HE3	1:G:906:MET:HB2	1.81	0.45
1:E:794:ILE:O	1:E:832:CYS:HB2	2.16	0.45
1:F:1082:ASP:HA	1:F:1085:THR:HB	1.98	0.45
1:A:1082:ASP:HA	1:A:1085:THR:HB	1.99	0.45
1:B:670:LEU:O	1:B:735:GLU:OE2	2.35	0.45
1:C:805:VAL:HA	1:C:823:ARG:O	2.17	0.45
1:D:841:SEP:O3P	1:E:678:LYS:NZ	2.45	0.45
1:E:1095:VAL:O	1:E:1099:VAL:HG23	2.17	0.45
1:G:670:LEU:O	1:G:735:GLU:OE2	2.35	0.45
1:A:758:SER:O	1:A:759:LYS:HB3	2.17	0.45
1:B:946:ASP:HB3	1:B:949:LEU:HD12	1.99	0.45
1:E:857:ALA:O	1:E:860:LEU:HB2	2.16	0.45
1:E:946:ASP:HB3	1:E:949:LEU:HD12	1.99	0.45
1:F:758:SER:O	1:F:759:LYS:HB3	2.17	0.45
1:A:857:ALA:O	1:A:860:LEU:HB2	2.16	0.45
1:B:794:ILE:HD12	1:B:794:ILE:N	2.32	0.45
1:E:670:LEU:O	1:E:735:GLU:OE2	2.35	0.45
1:A:670:LEU:O	1:A:735:GLU:OE2	2.35	0.44
1:B:678:LYS:HE3	1:C:841:SEP:O2P	2.17	0.44
1:C:794:ILE:N	1:C:794:ILE:HD12	2.32	0.44
1:D:792:LYS:HE2	1:D:792:LYS:HB2	1.88	0.44
1:D:805:VAL:HA	1:D:823:ARG:O	2.17	0.44
1:G:946:ASP:HB3	1:G:949:LEU:HD12	1.99	0.44

Continued on next page...

Continued from previous page...

Atom-1	Atom-2	Interatomic distance (Å)	Clash overlap (Å)
1:A:687:THR:HG23	1:A:704:MET:HG2	1.98	0.44
1:B:805:VAL:HA	1:B:823:ARG:O	2.17	0.44
1:C:792:LYS:HE2	1:C:792:LYS:HB2	1.88	0.44
1:A:946:ASP:HB3	1:A:949:LEU:HD12	1.99	0.44
1:B:758:SER:O	1:B:759:LYS:HB3	2.17	0.44
1:C:758:SER:O	1:C:759:LYS:HB3	2.17	0.44
1:F:946:ASP:HB3	1:F:949:LEU:HD12	1.99	0.44
1:G:1082:ASP:HA	1:G:1085:THR:HB	1.99	0.44
1:B:906:MET:HE3	1:B:906:MET:HB2	1.76	0.44
1:B:1033:PHE:CE1	1:B:1058:LYS:HE2	2.53	0.44
1:B:1093:ILE:HG23	1:B:1094:GLY:N	2.33	0.44
1:C:1082:ASP:HA	1:C:1085:THR:HB	1.99	0.44
1:C:1093:ILE:HG23	1:C:1094:GLY:N	2.33	0.44
1:F:1093:ILE:HG23	1:F:1094:GLY:N	2.33	0.44
1:A:1095:VAL:O	1:A:1099:VAL:HG23	2.17	0.44
1:C:1095:VAL:O	1:C:1099:VAL:HG23	2.17	0.44
1:D:670:LEU:O	1:D:735:GLU:OE2	2.35	0.44
1:D:946:ASP:HB3	1:D:949:LEU:HD12	1.99	0.44
1:E:758:SER:O	1:E:759:LYS:HB3	2.17	0.44
1:G:845:ASN:N	1:G:845:ASN:ND2	2.66	0.44
1:C:670:LEU:O	1:C:735:GLU:OE2	2.35	0.44
1:A:1093:ILE:HG23	1:A:1094:GLY:N	2.33	0.44
1:B:845:ASN:N	1:B:845:ASN:ND2	2.66	0.44
1:C:1103:LEU:C	1:C:1105:ASP:H	2.22	0.44
1:D:1033:PHE:CE1	1:D:1058:LYS:HE2	2.53	0.44
1:E:1093:ILE:HG23	1:E:1094:GLY:N	2.33	0.44
1:F:845:ASN:N	1:F:845:ASN:ND2	2.66	0.44
1:G:785:VAL:HG21	1:G:906:MET:HE3	2.00	0.44
1:G:1033:PHE:CE1	1:G:1058:LYS:HE2	2.53	0.44
1:A:798:LEU:HD23	1:A:798:LEU:HA	1.81	0.43
1:F:1033:PHE:CE1	1:F:1058:LYS:HE2	2.53	0.43
1:A:925:TYR:CD2	1:A:925:TYR:N	2.87	0.43
1:A:1103:LEU:C	1:A:1105:ASP:H	2.22	0.43
1:C:719:LEU:HD23	1:C:719:LEU:HA	1.71	0.43
1:D:767:LYS:HB2	1:D:767:LYS:HE2	1.81	0.43
1:F:670:LEU:O	1:F:735:GLU:OE2	2.35	0.43
1:F:864:SER:O	1:F:893:THR:OG1	2.29	0.43
1:F:1103:LEU:C	1:F:1105:ASP:H	2.22	0.43
1:D:1093:ILE:HG23	1:D:1094:GLY:N	2.33	0.43
1:E:925:TYR:CD2	1:E:925:TYR:N	2.87	0.43
1:E:1033:PHE:CE1	1:E:1058:LYS:HE2	2.53	0.43

Continued on next page...

Continued from previous page...

Atom-1	Atom-2	Interatomic distance (Å)	Clash overlap (Å)
1:E:1103:LEU:C	1:E:1105:ASP:H	2.22	0.43
1:G:798:LEU:HD23	1:G:798:LEU:HA	1.81	0.43
1:A:729:ILE:HD12	1:A:745:LEU:HB3	2.01	0.43
1:A:761:VAL:HG11	1:F:840:SEP:O2P	2.19	0.43
1:B:925:TYR:CD2	1:B:925:TYR:N	2.87	0.43
1:C:845:ASN:N	1:C:845:ASN:ND2	2.66	0.43
1:C:946:ASP:HB3	1:C:949:LEU:HD12	1.99	0.43
1:F:925:TYR:CD2	1:F:925:TYR:N	2.87	0.43
1:G:758:SER:O	1:G:759:LYS:HB3	2.17	0.43
1:G:1093:ILE:HG23	1:G:1094:GLY:N	2.33	0.43
1:D:685:SER:HB3	1:D:708:PHE:CZ	2.51	0.43
1:G:1103:LEU:C	1:G:1105:ASP:H	2.22	0.43
1:C:1033:PHE:CE1	1:C:1058:LYS:HE2	2.53	0.43
1:D:729:ILE:HD12	1:D:745:LEU:HB3	2.01	0.43
1:E:729:ILE:HD12	1:E:745:LEU:HB3	2.01	0.43
1:G:925:TYR:CD2	1:G:925:TYR:N	2.87	0.43
1:D:758:SER:O	1:D:759:LYS:HB3	2.17	0.43
1:D:925:TYR:CD2	1:D:925:TYR:N	2.87	0.43
1:F:767:LYS:HB2	1:F:767:LYS:HE2	1.81	0.43
1:F:1108:ILE:HD11	1:G:1059:TYR:CZ	2.53	0.43
1:A:1033:PHE:CE1	1:A:1058:LYS:HE2	2.53	0.43
1:B:729:ILE:HD12	1:B:745:LEU:HB3	2.01	0.43
1:C:906:MET:HE3	1:C:906:MET:HB2	1.78	0.43
1:E:758:SER:CB	1:E:768:LEU:HD21	2.49	0.43
1:E:845:ASN:N	1:E:845:ASN:ND2	2.66	0.43
1:E:1020:ILE:HG22	1:E:1021:PRO:C	2.39	0.43
1:F:758:SER:CB	1:F:768:LEU:HD21	2.49	0.43
1:A:758:SER:CB	1:A:768:LEU:HD21	2.49	0.43
1:B:1020:ILE:HG22	1:B:1021:PRO:C	2.39	0.43
1:C:729:ILE:HD12	1:C:745:LEU:HB3	2.01	0.43
1:F:1033:PHE:CD2	1:F:1034:MET:HE3	2.54	0.43
1:B:1008:LEU:HD23	1:B:1008:LEU:HA	1.76	0.43
1:C:1020:ILE:HG22	1:C:1021:PRO:C	2.39	0.43
1:D:845:ASN:N	1:D:845:ASN:ND2	2.66	0.43
1:A:845:ASN:N	1:A:845:ASN:ND2	2.66	0.42
1:G:758:SER:CB	1:G:768:LEU:HD21	2.49	0.42
1:F:729:ILE:HD12	1:F:745:LEU:HB3	2.01	0.42
1:G:1033:PHE:CD2	1:G:1034:MET:HE3	2.54	0.42
1:D:999:ILE:N	1:D:999:ILE:HD12	2.34	0.42
1:F:694:PHE:CG	1:F:695:GLN:N	2.87	0.42
1:F:798:LEU:HD23	1:F:798:LEU:HA	1.80	0.42

Continued on next page...

Continued from previous page...

Atom-1	Atom-2	Interatomic distance (Å)	Clash overlap (Å)
1:F:999:ILE:N	1:F:999:ILE:HD12	2.34	0.42
1:F:1003:ASP:HA	1:F:1004:PRO:HA	1.88	0.42
1:A:694:PHE:CG	1:A:695:GLN:N	2.87	0.42
1:B:694:PHE:CG	1:B:695:GLN:N	2.87	0.42
1:C:925:TYR:CD2	1:C:925:TYR:N	2.87	0.42
1:D:758:SER:CB	1:D:768:LEU:HD21	2.49	0.42
1:D:1103:LEU:C	1:D:1105:ASP:H	2.22	0.42
1:E:767:LYS:HB2	1:E:767:LYS:HE2	1.81	0.42
1:G:729:ILE:HD12	1:G:745:LEU:HB3	2.01	0.42
1:A:1003:ASP:HA	1:A:1004:PRO:HA	1.88	0.42
1:B:758:SER:CB	1:B:768:LEU:HD21	2.49	0.42
1:B:964:ASP:HA	1:B:965:PRO:HD2	1.84	0.42
1:C:758:SER:CB	1:C:768:LEU:HD21	2.49	0.42
1:D:810:ARG:H	1:D:810:ARG:HG3	1.68	0.42
1:E:999:ILE:HD12	1:E:999:ILE:N	2.35	0.42
1:G:999:ILE:HD12	1:G:999:ILE:N	2.35	0.42
1:A:762:SER:O	1:A:765:ASN:HB3	2.20	0.42
1:F:1020:ILE:HG22	1:F:1021:PRO:C	2.39	0.42
1:A:712:ALA:O	1:A:716:ILE:HG12	2.20	0.42
1:A:799:LYS:NZ	1:A:852:THR:HG23	2.35	0.42
1:A:906:MET:HB2	1:A:906:MET:HE3	1.76	0.42
1:C:898:THR:HG23	1:C:900:SER:OG	2.20	0.42
1:D:785:VAL:CG2	1:D:906:MET:HE1	2.50	0.42
1:E:898:THR:HG23	1:E:900:SER:OG	2.20	0.42
1:F:898:THR:HG23	1:F:900:SER:OG	2.20	0.42
1:G:719:LEU:HD23	1:G:719:LEU:HA	1.71	0.42
1:C:694:PHE:CG	1:C:695:GLN:N	2.87	0.42
1:C:799:LYS:NZ	1:C:852:THR:HG23	2.35	0.42
1:G:1020:ILE:HG22	1:G:1021:PRO:C	2.39	0.42
1:B:762:SER:O	1:B:765:ASN:HB3	2.20	0.42
1:B:999:ILE:HD12	1:B:999:ILE:N	2.34	0.42
1:B:1103:LEU:C	1:B:1105:ASP:H	2.22	0.42
1:C:712:ALA:O	1:C:716:ILE:HG12	2.20	0.42
1:C:762:SER:O	1:C:765:ASN:HB3	2.20	0.42
1:C:767:LYS:HB2	1:C:767:LYS:HE2	1.81	0.42
1:D:762:SER:O	1:D:765:ASN:HB3	2.20	0.42
1:D:798:LEU:HA	1:D:798:LEU:HD23	1.81	0.42
1:D:898:THR:HG23	1:D:900:SER:OG	2.20	0.42
1:D:1020:ILE:HG22	1:D:1021:PRO:C	2.39	0.42
1:D:1030:ASP:N	1:D:1030:ASP:OD1	2.53	0.42
1:E:799:LYS:NZ	1:E:852:THR:HG23	2.35	0.42

Continued on next page...

Continued from previous page...

Atom-1	Atom-2	Interatomic distance (Å)	Clash overlap (Å)
1:F:799:LYS:NZ	1:F:852:THR:HG23	2.35	0.42
1:A:787:HIS:O	1:A:790:SER:HB2	2.20	0.42
1:A:898:THR:HG23	1:A:900:SER:OG	2.20	0.42
1:A:999:ILE:N	1:A:999:ILE:HD12	2.35	0.42
1:D:1052:LEU:HD12	1:D:1052:LEU:HA	1.83	0.42
1:E:712:ALA:O	1:E:716:ILE:HG12	2.20	0.42
1:E:762:SER:O	1:E:765:ASN:HB3	2.20	0.42
1:G:799:LYS:NZ	1:G:852:THR:HG23	2.35	0.42
1:G:1030:ASP:OD1	1:G:1030:ASP:N	2.53	0.42
1:A:964:ASP:HA	1:A:965:PRO:HD2	1.84	0.41
1:A:1020:ILE:HG22	1:A:1021:PRO:C	2.39	0.41
1:A:1030:ASP:N	1:A:1030:ASP:OD1	2.53	0.41
1:C:1008:LEU:HD23	1:C:1008:LEU:HA	1.77	0.41
1:E:1033:PHE:CD2	1:E:1034:MET:HE2	2.54	0.41
1:B:725:HIS:CD2	1:B:727:ASN:HB2	2.56	0.41
1:C:999:ILE:HD12	1:C:999:ILE:N	2.35	0.41
1:D:725:HIS:CD2	1:D:727:ASN:HB2	2.55	0.41
1:E:1030:ASP:OD1	1:E:1030:ASP:N	2.53	0.41
1:G:787:HIS:O	1:G:790:SER:HB2	2.20	0.41
1:G:1106:ASP:O	1:G:1110:ARG:HG3	2.20	0.41
1:A:792:LYS:HE2	1:A:792:LYS:HB2	1.88	0.41
1:D:843:ARG:HH12	1:E:678:LYS:HD3	1.86	0.41
1:D:964:ASP:HA	1:D:965:PRO:HD2	1.84	0.41
1:E:694:PHE:CG	1:E:695:GLN:N	2.87	0.41
1:E:787:HIS:O	1:E:790:SER:HB2	2.20	0.41
1:E:1052:LEU:HD12	1:E:1052:LEU:HA	1.83	0.41
1:F:762:SER:O	1:F:765:ASN:HB3	2.20	0.41
1:F:1048:LEU:O	1:F:1049:MET:C	2.59	0.41
1:B:898:THR:HG23	1:B:900:SER:OG	2.20	0.41
1:D:712:ALA:O	1:D:716:ILE:HG12	2.20	0.41
1:E:740:PHE:HB3	1:E:741:LEU:H	1.63	0.41
1:F:787:HIS:O	1:F:790:SER:HB2	2.20	0.41
1:A:725:HIS:CD2	1:A:727:ASN:HB2	2.55	0.41
1:A:1048:LEU:O	1:A:1049:MET:C	2.59	0.41
1:D:787:HIS:O	1:D:790:SER:HB2	2.21	0.41
1:D:1067:GLU:H	1:D:1067:GLU:HG3	1.71	0.41
1:E:725:HIS:CD2	1:E:727:ASN:HB2	2.56	0.41
1:F:1106:ASP:O	1:F:1110:ARG:HG3	2.21	0.41
1:G:694:PHE:CG	1:G:695:GLN:N	2.87	0.41
1:A:785:VAL:HG21	1:A:906:MET:HE1	2.02	0.41
1:B:792:LYS:HE2	1:B:792:LYS:HB2	1.88	0.41

Continued on next page...

Continued from previous page...

Atom-1	Atom-2	Interatomic distance (Å)	Clash overlap (Å)
1:B:799:LYS:NZ	1:B:852:THR:HG23	2.35	0.41
1:D:1020:ILE:HB	1:D:1021:PRO:HA	2.03	0.41
1:D:1106:ASP:O	1:D:1110:ARG:HG3	2.21	0.41
1:F:712:ALA:O	1:F:716:ILE:HG12	2.20	0.41
1:E:848:ASN:CB	1:E:849:PRO:HA	2.29	0.41
1:F:1020:ILE:HB	1:F:1021:PRO:HA	2.03	0.41
1:G:762:SER:O	1:G:765:ASN:HB3	2.20	0.41
1:A:811:PHE:HB3	1:A:823:ARG:HG3	2.03	0.41
1:B:1106:ASP:O	1:B:1110:ARG:HG3	2.20	0.41
1:C:787:HIS:O	1:C:790:SER:HB2	2.21	0.41
1:C:811:PHE:HB3	1:C:823:ARG:HG3	2.03	0.41
1:C:1020:ILE:HB	1:C:1021:PRO:HA	2.03	0.41
1:C:1048:LEU:O	1:C:1049:MET:C	2.59	0.41
1:E:1020:ILE:HB	1:E:1021:PRO:HA	2.03	0.41
1:F:725:HIS:CD2	1:F:727:ASN:HB2	2.56	0.41
1:G:811:PHE:HB3	1:G:823:ARG:HG3	2.03	0.41
1:A:1106:ASP:O	1:A:1110:ARG:HG3	2.21	0.41
1:B:1020:ILE:HB	1:B:1021:PRO:HA	2.03	0.41
1:C:1106:ASP:O	1:C:1110:ARG:HG3	2.20	0.41
1:D:740:PHE:HB3	1:D:741:LEU:H	1.63	0.41
1:D:799:LYS:NZ	1:D:852:THR:HG23	2.35	0.41
1:D:1048:LEU:O	1:D:1049:MET:C	2.59	0.41
1:E:811:PHE:HB3	1:E:823:ARG:HG3	2.03	0.41
1:E:1048:LEU:O	1:E:1049:MET:C	2.59	0.41
1:G:712:ALA:O	1:G:716:ILE:HG12	2.20	0.41
1:G:725:HIS:CD2	1:G:727:ASN:HB2	2.55	0.41
1:G:1020:ILE:HB	1:G:1021:PRO:HA	2.03	0.41
1:B:1030:ASP:OD1	1:B:1030:ASP:N	2.53	0.41
1:B:1055:LEU:HD23	1:B:1055:LEU:O	2.21	0.41
1:C:798:LEU:HD23	1:C:798:LEU:HA	1.80	0.41
1:C:1033:PHE:CD2	1:C:1034:MET:HE3	2.55	0.41
1:D:821:ASN:O	1:D:822:LEU:HB3	2.21	0.41
1:E:1106:ASP:O	1:E:1110:ARG:HG3	2.20	0.41
1:G:773:ASN:HA	1:G:774:PRO:HD2	1.92	0.41
1:G:898:THR:HG23	1:G:900:SER:OG	2.20	0.41
1:G:915:SER:HB2	1:G:918:LYS:HB2	2.03	0.41
1:B:811:PHE:HB3	1:B:823:ARG:HG3	2.03	0.40
1:B:924:LYS:HG3	1:B:925:TYR:HD2	1.87	0.40
1:C:898:THR:OG1	1:C:899:ARG:N	2.55	0.40
1:C:1108:ILE:HD11	1:D:1059:TYR:OH	2.21	0.40
1:E:785:VAL:HG21	1:E:906:MET:CE	2.52	0.40

Continued on next page...

Continued from previous page...

Atom-1	Atom-2	Interatomic distance (Å)	Clash overlap (Å)
1:E:821:ASN:O	1:E:822:LEU:HB3	2.22	0.40
1:E:1055:LEU:HD23	1:E:1055:LEU:O	2.21	0.40
1:F:968:ARG:HA	1:F:969:PRO:HD2	1.92	0.40
1:A:785:VAL:HG21	1:A:906:MET:CE	2.52	0.40
1:A:821:ASN:O	1:A:822:LEU:HB3	2.22	0.40
1:A:898:THR:OG1	1:A:899:ARG:N	2.54	0.40
1:A:1020:ILE:HB	1:A:1021:PRO:HA	2.03	0.40
1:B:737:THR:HG23	1:B:740:PHE:N	2.37	0.40
1:B:740:PHE:HB3	1:B:741:LEU:H	1.63	0.40
1:B:785:VAL:HG21	1:B:906:MET:CE	2.52	0.40
1:C:725:HIS:CD2	1:C:727:ASN:HB2	2.55	0.40
1:C:1030:ASP:OD1	1:C:1030:ASP:N	2.53	0.40
1:D:785:VAL:HG21	1:D:906:MET:CE	2.51	0.40
1:D:811:PHE:HB3	1:D:823:ARG:HG3	2.03	0.40
1:E:915:SER:HB2	1:E:918:LYS:HB2	2.04	0.40
1:F:785:VAL:HG21	1:F:906:MET:CE	2.52	0.40
1:F:1030:ASP:OD1	1:F:1030:ASP:N	2.53	0.40
1:G:785:VAL:HG21	1:G:906:MET:CE	2.51	0.40
1:A:924:LYS:HG3	1:A:925:TYR:HD2	1.86	0.40
1:B:712:ALA:O	1:B:716:ILE:HG12	2.20	0.40
1:B:787:HIS:O	1:B:790:SER:HB2	2.20	0.40
1:B:821:ASN:O	1:B:822:LEU:HB3	2.21	0.40
1:B:840:SEP:O2P	1:G:761:VAL:HG11	2.20	0.40
1:B:1048:LEU:O	1:B:1049:MET:C	2.59	0.40
1:D:737:THR:HG23	1:D:740:PHE:N	2.36	0.40
1:D:1055:LEU:HD23	1:D:1055:LEU:O	2.21	0.40
1:F:915:SER:HB2	1:F:918:LYS:HB2	2.03	0.40
1:A:705:LEU:HD12	1:A:705:LEU:N	2.37	0.40
1:B:915:SER:HB2	1:B:918:LYS:HB2	2.03	0.40
1:C:821:ASN:O	1:C:822:LEU:HB3	2.21	0.40
1:E:898:THR:OG1	1:E:899:ARG:N	2.54	0.40
1:E:1008:LEU:HD23	1:E:1008:LEU:HA	1.76	0.40
1:A:1011:LYS:HE2	1:A:1011:LYS:HA	2.04	0.40
1:A:1055:LEU:HD23	1:A:1055:LEU:O	2.21	0.40
1:C:1055:LEU:HD23	1:C:1055:LEU:O	2.21	0.40
1:E:1088:PHE:HA	1:E:1089:PRO:HD2	1.93	0.40
1:F:898:THR:OG1	1:F:899:ARG:N	2.55	0.40
1:F:1055:LEU:HD23	1:F:1055:LEU:O	2.21	0.40
1:G:705:LEU:N	1:G:705:LEU:HD12	2.37	0.40

All (7) symmetry-related close contacts are listed below. The label for Atom-2 includes the symmetry operator and encoded unit-cell translations to be applied.

Atom-1	Atom-2	Interatomic distance (Å)	Clash overlap (Å)
1:E:1003:ASP:O	1:E:1042:LYS:NZ[4_555]	1.44	0.76
1:E:1003:ASP:O	1:E:1042:LYS:CE[4_555]	1.50	0.70
1:E:1003:ASP:C	1:E:1042:LYS:NZ[4_555]	1.70	0.50
1:E:1003:ASP:OD2	1:E:1044:HIS:NE2[4_555]	1.73	0.47
1:C:761:VAL:CG1	1:E:840:SEP:O2P[2_555]	1.96	0.24
1:E:1003:ASP:OD2	1:E:1044:HIS:CD2[4_555]	2.07	0.13
1:E:1059:TYR:OH	1:E:1108:ILE:CD1[2_555]	2.12	0.08

5.3 Torsion angles [i](#)

5.3.1 Protein backbone [i](#)

In the following table, the Percentiles column shows the percent Ramachandran outliers of the chain as a percentile score with respect to all X-ray entries followed by that with respect to entries of similar resolution.

The Analysed column shows the number of residues for which the backbone conformation was analysed, and the total number of residues.

Mol	Chain	Analysed	Favoured	Allowed	Outliers	Percentiles	
1	A	413/448 (92%)	352 (85%)	52 (13%)	9 (2%)	5	29
1	B	413/448 (92%)	352 (85%)	52 (13%)	9 (2%)	5	29
1	C	413/448 (92%)	352 (85%)	52 (13%)	9 (2%)	5	29
1	D	413/448 (92%)	352 (85%)	52 (13%)	9 (2%)	5	29
1	E	413/448 (92%)	352 (85%)	52 (13%)	9 (2%)	5	29
1	F	413/448 (92%)	352 (85%)	52 (13%)	9 (2%)	5	29
1	G	413/448 (92%)	352 (85%)	52 (13%)	9 (2%)	5	29
All	All	2891/3136 (92%)	2464 (85%)	364 (13%)	63 (2%)	5	29

All (63) Ramachandran outliers are listed below:

Mol	Chain	Res	Type
1	A	759	LYS
1	A	770	LYS
1	A	771	GLU
1	A	862	GLU
1	B	759	LYS
1	B	770	LYS
1	B	771	GLU

Continued on next page...

Continued from previous page...

Mol	Chain	Res	Type
1	B	862	GLU
1	C	759	LYS
1	C	770	LYS
1	C	771	GLU
1	C	862	GLU
1	D	759	LYS
1	D	770	LYS
1	D	771	GLU
1	D	862	GLU
1	E	759	LYS
1	E	770	LYS
1	E	771	GLU
1	E	862	GLU
1	F	759	LYS
1	F	770	LYS
1	F	771	GLU
1	F	862	GLU
1	G	759	LYS
1	G	770	LYS
1	G	771	GLU
1	G	862	GLU
1	A	893	THR
1	B	893	THR
1	C	893	THR
1	D	893	THR
1	E	893	THR
1	F	893	THR
1	G	893	THR
1	A	1104	SER
1	B	1104	SER
1	C	1104	SER
1	D	1104	SER
1	E	1104	SER
1	F	1104	SER
1	G	1104	SER
1	A	738	ASP
1	B	738	ASP
1	C	738	ASP
1	D	738	ASP
1	E	738	ASP
1	F	738	ASP
1	G	738	ASP

Continued on next page...

Continued from previous page...

Mol	Chain	Res	Type
1	A	838	GLY
1	B	838	GLY
1	C	838	GLY
1	D	838	GLY
1	E	838	GLY
1	F	838	GLY
1	G	838	GLY
1	A	849	PRO
1	B	849	PRO
1	C	849	PRO
1	D	849	PRO
1	E	849	PRO
1	F	849	PRO
1	G	849	PRO

5.3.2 Protein sidechains ⓘ

In the following table, the Percentiles column shows the percent sidechain outliers of the chain as a percentile score with respect to all X-ray entries followed by that with respect to entries of similar resolution.

The Analysed column shows the number of residues for which the sidechain conformation was analysed, and the total number of residues.

Mol	Chain	Analysed	Rotameric	Outliers	Percentiles	
1	A	380/405 (94%)	352 (93%)	28 (7%)	11	31
1	B	380/405 (94%)	352 (93%)	28 (7%)	11	31
1	C	380/405 (94%)	352 (93%)	28 (7%)	11	31
1	D	380/405 (94%)	352 (93%)	28 (7%)	11	31
1	E	380/405 (94%)	352 (93%)	28 (7%)	11	31
1	F	380/405 (94%)	352 (93%)	28 (7%)	11	31
1	G	380/405 (94%)	352 (93%)	28 (7%)	11	31
All	All	2660/2835 (94%)	2464 (93%)	196 (7%)	11	31

All (196) residues with a non-rotameric sidechain are listed below:

Mol	Chain	Res	Type
1	A	670	LEU
1	A	671	LYS
1	A	672	ASN

Continued on next page...

Continued from previous page...

Mol	Chain	Res	Type
1	A	707	ASP
1	A	711	ILE
1	A	729	ILE
1	A	749	ASN
1	A	750	LEU
1	A	759	LYS
1	A	761	VAL
1	A	767	LYS
1	A	788	LEU
1	A	796	ARG
1	A	804	LEU
1	A	817	THR
1	A	823	ARG
1	A	835	LEU
1	A	843	ARG
1	A	845	ASN
1	A	939	ASP
1	A	943	CYS
1	A	970	THR
1	A	987	LEU
1	A	1030	ASP
1	A	1040	TYR
1	A	1053	ARG
1	A	1067	GLU
1	A	1085	THR
1	B	670	LEU
1	B	671	LYS
1	B	672	ASN
1	B	707	ASP
1	B	711	ILE
1	B	729	ILE
1	B	749	ASN
1	B	750	LEU
1	B	759	LYS
1	B	761	VAL
1	B	767	LYS
1	B	788	LEU
1	B	796	ARG
1	B	804	LEU
1	B	817	THR
1	B	823	ARG
1	B	835	LEU

Continued on next page...

Continued from previous page...

Mol	Chain	Res	Type
1	B	843	ARG
1	B	845	ASN
1	B	939	ASP
1	B	943	CYS
1	B	970	THR
1	B	987	LEU
1	B	1030	ASP
1	B	1040	TYR
1	B	1053	ARG
1	B	1067	GLU
1	B	1085	THR
1	C	670	LEU
1	C	671	LYS
1	C	672	ASN
1	C	707	ASP
1	C	711	ILE
1	C	729	ILE
1	C	749	ASN
1	C	750	LEU
1	C	759	LYS
1	C	761	VAL
1	C	767	LYS
1	C	788	LEU
1	C	796	ARG
1	C	804	LEU
1	C	817	THR
1	C	823	ARG
1	C	835	LEU
1	C	843	ARG
1	C	845	ASN
1	C	939	ASP
1	C	943	CYS
1	C	970	THR
1	C	987	LEU
1	C	1030	ASP
1	C	1040	TYR
1	C	1053	ARG
1	C	1067	GLU
1	C	1085	THR
1	D	670	LEU
1	D	671	LYS
1	D	672	ASN

Continued on next page...

Continued from previous page...

Mol	Chain	Res	Type
1	D	707	ASP
1	D	711	ILE
1	D	729	ILE
1	D	749	ASN
1	D	750	LEU
1	D	759	LYS
1	D	761	VAL
1	D	767	LYS
1	D	788	LEU
1	D	796	ARG
1	D	804	LEU
1	D	817	THR
1	D	823	ARG
1	D	835	LEU
1	D	843	ARG
1	D	845	ASN
1	D	939	ASP
1	D	943	CYS
1	D	970	THR
1	D	987	LEU
1	D	1030	ASP
1	D	1040	TYR
1	D	1053	ARG
1	D	1067	GLU
1	D	1085	THR
1	E	670	LEU
1	E	671	LYS
1	E	672	ASN
1	E	707	ASP
1	E	711	ILE
1	E	729	ILE
1	E	749	ASN
1	E	750	LEU
1	E	759	LYS
1	E	761	VAL
1	E	767	LYS
1	E	788	LEU
1	E	796	ARG
1	E	804	LEU
1	E	817	THR
1	E	823	ARG
1	E	835	LEU

Continued on next page...

Continued from previous page...

Mol	Chain	Res	Type
1	E	843	ARG
1	E	845	ASN
1	E	939	ASP
1	E	943	CYS
1	E	970	THR
1	E	987	LEU
1	E	1030	ASP
1	E	1040	TYR
1	E	1053	ARG
1	E	1067	GLU
1	E	1085	THR
1	F	670	LEU
1	F	671	LYS
1	F	672	ASN
1	F	707	ASP
1	F	711	ILE
1	F	729	ILE
1	F	749	ASN
1	F	750	LEU
1	F	759	LYS
1	F	761	VAL
1	F	767	LYS
1	F	788	LEU
1	F	796	ARG
1	F	804	LEU
1	F	817	THR
1	F	823	ARG
1	F	835	LEU
1	F	843	ARG
1	F	845	ASN
1	F	939	ASP
1	F	943	CYS
1	F	970	THR
1	F	987	LEU
1	F	1030	ASP
1	F	1040	TYR
1	F	1053	ARG
1	F	1067	GLU
1	F	1085	THR
1	G	670	LEU
1	G	671	LYS
1	G	672	ASN

Continued on next page...

Continued from previous page...

Mol	Chain	Res	Type
1	G	707	ASP
1	G	711	ILE
1	G	729	ILE
1	G	749	ASN
1	G	750	LEU
1	G	759	LYS
1	G	761	VAL
1	G	767	LYS
1	G	788	LEU
1	G	796	ARG
1	G	804	LEU
1	G	817	THR
1	G	823	ARG
1	G	835	LEU
1	G	843	ARG
1	G	845	ASN
1	G	939	ASP
1	G	943	CYS
1	G	970	THR
1	G	987	LEU
1	G	1030	ASP
1	G	1040	TYR
1	G	1053	ARG
1	G	1067	GLU
1	G	1085	THR

Sometimes sidechains can be flipped to improve hydrogen bonding and reduce clashes. All (62) such sidechains are listed below:

Mol	Chain	Res	Type
1	A	672	ASN
1	A	691	GLN
1	A	725	HIS
1	A	753	GLN
1	A	802	ASN
1	A	839	GLN
1	A	845	ASN
1	A	1001	ASN
1	A	1090	ASN
1	B	672	ASN
1	B	691	GLN
1	B	725	HIS
1	B	753	GLN

Continued on next page...

Continued from previous page...

Mol	Chain	Res	Type
1	B	787	HIS
1	B	802	ASN
1	B	839	GLN
1	B	845	ASN
1	B	1001	ASN
1	B	1090	ASN
1	C	672	ASN
1	C	691	GLN
1	C	725	HIS
1	C	753	GLN
1	C	802	ASN
1	C	845	ASN
1	C	1001	ASN
1	C	1090	ASN
1	D	672	ASN
1	D	725	HIS
1	D	753	GLN
1	D	802	ASN
1	D	845	ASN
1	D	1001	ASN
1	D	1090	ASN
1	E	672	ASN
1	E	691	GLN
1	E	725	HIS
1	E	753	GLN
1	E	802	ASN
1	E	839	GLN
1	E	845	ASN
1	E	1001	ASN
1	E	1090	ASN
1	F	672	ASN
1	F	691	GLN
1	F	725	HIS
1	F	753	GLN
1	F	787	HIS
1	F	802	ASN
1	F	839	GLN
1	F	845	ASN
1	F	1001	ASN
1	F	1090	ASN
1	G	672	ASN
1	G	691	GLN

Continued on next page...

Continued from previous page...

Mol	Chain	Res	Type
1	G	725	HIS
1	G	753	GLN
1	G	802	ASN
1	G	839	GLN
1	G	845	ASN
1	G	1001	ASN
1	G	1090	ASN

5.3.3 RNA ⓘ

There are no RNA molecules in this entry.

5.4 Non-standard residues in protein, DNA, RNA chains ⓘ

21 non-standard protein/DNA/RNA residues are modelled in this entry.

In the following table, the Counts columns list the number of bonds (or angles) for which Mogul statistics could be retrieved, the number of bonds (or angles) that are observed in the model and the number of bonds (or angles) that are defined in the Chemical Component Dictionary. The Link column lists molecule types, if any, to which the group is linked. The Z score for a bond length (or angle) is the number of standard deviations the observed value is removed from the expected value. A bond length (or angle) with $|Z| > 2$ is considered an outlier worth inspection. RMSZ is the root-mean-square of all Z scores of the bond lengths (or angles).

Mol	Type	Chain	Res	Link	Bond lengths			Bond angles		
					Counts	RMSZ	# Z > 2	Counts	RMSZ	# Z > 2
1	TPO	C	844	1	8,10,11	3.11	5 (62%)	10,14,16	1.64	2 (20%)
1	SEP	C	840	1	8,9,10	1.64	1 (12%)	7,12,14	1.40	1 (14%)
1	SEP	C	841	1	8,9,10	1.57	1 (12%)	7,12,14	0.74	0
1	SEP	A	841	1	8,9,10	1.57	1 (12%)	7,12,14	0.73	0
1	TPO	B	844	1	8,10,11	3.11	5 (62%)	10,14,16	1.64	2 (20%)
1	SEP	B	841	1	8,9,10	1.58	1 (12%)	7,12,14	0.74	0
1	TPO	G	844	1	8,10,11	3.11	5 (62%)	10,14,16	1.64	2 (20%)
1	TPO	E	844	1	8,10,11	3.11	5 (62%)	10,14,16	1.64	2 (20%)
1	SEP	G	840	1	8,9,10	1.65	1 (12%)	7,12,14	1.39	1 (14%)
1	TPO	F	844	1	8,10,11	3.12	5 (62%)	10,14,16	1.64	2 (20%)
1	SEP	D	840	1	8,9,10	1.64	1 (12%)	7,12,14	1.41	1 (14%)
1	SEP	F	841	1	8,9,10	1.57	1 (12%)	7,12,14	0.73	0
1	SEP	A	840	1	8,9,10	1.64	1 (12%)	7,12,14	1.42	1 (14%)

Mol	Type	Chain	Res	Link	Bond lengths			Bond angles		
					Counts	RMSZ	# Z > 2	Counts	RMSZ	# Z > 2
1	SEP	B	840	1	8,9,10	1.64	1 (12%)	7,12,14	1.42	1 (14%)
1	TPO	A	844	1	8,10,11	3.10	5 (62%)	10,14,16	1.64	2 (20%)
1	TPO	D	844	1	8,10,11	3.10	5 (62%)	10,14,16	1.65	2 (20%)
1	SEP	E	840	1	8,9,10	1.64	1 (12%)	7,12,14	1.40	1 (14%)
1	SEP	G	841	1	8,9,10	1.58	1 (12%)	7,12,14	0.74	0
1	SEP	E	841	1	8,9,10	1.58	1 (12%)	7,12,14	0.73	0
1	SEP	D	841	1	8,9,10	1.57	1 (12%)	7,12,14	0.73	0
1	SEP	F	840	1	8,9,10	1.64	1 (12%)	7,12,14	1.41	1 (14%)

In the following table, the Chirals column lists the number of chiral outliers, the number of chiral centers analysed, the number of these observed in the model and the number defined in the Chemical Component Dictionary. Similar counts are reported in the Torsion and Rings columns. '-' means no outliers of that kind were identified.

Mol	Type	Chain	Res	Link	Chirals	Torsions	Rings
1	TPO	C	844	1	-	4/9/11/13	-
1	SEP	C	840	1	-	4/6/8/10	-
1	SEP	C	841	1	-	1/6/8/10	-
1	SEP	A	841	1	-	1/6/8/10	-
1	TPO	B	844	1	-	4/9/11/13	-
1	SEP	B	841	1	-	1/6/8/10	-
1	TPO	G	844	1	-	4/9/11/13	-
1	TPO	E	844	1	-	4/9/11/13	-
1	SEP	G	840	1	-	4/6/8/10	-
1	TPO	F	844	1	-	4/9/11/13	-
1	SEP	D	840	1	-	4/6/8/10	-
1	SEP	F	841	1	-	1/6/8/10	-
1	SEP	A	840	1	-	4/6/8/10	-
1	SEP	B	840	1	-	4/6/8/10	-
1	TPO	A	844	1	-	4/9/11/13	-
1	TPO	D	844	1	-	4/9/11/13	-
1	SEP	E	840	1	-	4/6/8/10	-
1	SEP	G	841	1	-	1/6/8/10	-
1	SEP	E	841	1	-	1/6/8/10	-
1	SEP	D	841	1	-	1/6/8/10	-
1	SEP	F	840	1	-	4/6/8/10	-

All (49) bond length outliers are listed below:

Mol	Chain	Res	Type	Atoms	Z	Observed(Å)	Ideal(Å)
1	B	844	TPO	O-C	5.56	1.41	1.20
1	D	844	TPO	O-C	5.56	1.41	1.20
1	G	844	TPO	O-C	5.56	1.41	1.20
1	C	844	TPO	O-C	5.55	1.41	1.20
1	F	844	TPO	O-C	5.55	1.41	1.20
1	A	844	TPO	O-C	5.55	1.41	1.20
1	E	844	TPO	O-C	5.55	1.41	1.20
1	F	844	TPO	P-O1P	4.73	1.65	1.50
1	D	844	TPO	P-O1P	4.73	1.65	1.50
1	E	844	TPO	P-O1P	4.73	1.65	1.50
1	A	844	TPO	P-O1P	4.72	1.65	1.50
1	C	844	TPO	P-O1P	4.72	1.65	1.50
1	B	844	TPO	P-O1P	4.72	1.65	1.50
1	G	844	TPO	P-O1P	4.71	1.65	1.50
1	B	840	SEP	P-O1P	3.63	1.61	1.50
1	G	840	SEP	P-O1P	3.62	1.61	1.50
1	F	840	SEP	P-O1P	3.62	1.61	1.50
1	C	840	SEP	P-O1P	3.60	1.61	1.50
1	D	840	SEP	P-O1P	3.60	1.61	1.50
1	E	840	SEP	P-O1P	3.60	1.61	1.50
1	A	840	SEP	P-O1P	3.59	1.61	1.50
1	G	841	SEP	P-O1P	3.46	1.61	1.50
1	E	841	SEP	P-O1P	3.45	1.61	1.50
1	C	841	SEP	P-O1P	3.45	1.61	1.50
1	B	841	SEP	P-O1P	3.45	1.61	1.50
1	A	841	SEP	P-O1P	3.43	1.61	1.50
1	F	841	SEP	P-O1P	3.42	1.61	1.50
1	D	841	SEP	P-O1P	3.42	1.61	1.50
1	F	844	TPO	P-OG1	3.36	1.65	1.59
1	B	844	TPO	P-OG1	3.35	1.65	1.59
1	E	844	TPO	P-OG1	3.33	1.65	1.59
1	G	844	TPO	P-OG1	3.31	1.65	1.59
1	C	844	TPO	P-OG1	3.30	1.65	1.59
1	A	844	TPO	P-OG1	3.29	1.65	1.59
1	D	844	TPO	P-OG1	3.29	1.65	1.59
1	C	844	TPO	P-O2P	2.68	1.64	1.54
1	B	844	TPO	P-O2P	2.67	1.64	1.54
1	G	844	TPO	P-O2P	2.67	1.64	1.54
1	E	844	TPO	P-O2P	2.66	1.64	1.54
1	A	844	TPO	P-O2P	2.66	1.64	1.54
1	F	844	TPO	P-O2P	2.66	1.64	1.54
1	D	844	TPO	P-O2P	2.65	1.64	1.54
1	C	844	TPO	P-O3P	-2.25	1.46	1.54

Continued on next page...

Continued from previous page...

Mol	Chain	Res	Type	Atoms	Z	Observed(Å)	Ideal(Å)
1	F	844	TPO	P-O3P	-2.25	1.46	1.54
1	B	844	TPO	P-O3P	-2.24	1.46	1.54
1	E	844	TPO	P-O3P	-2.24	1.46	1.54
1	G	844	TPO	P-O3P	-2.23	1.46	1.54
1	A	844	TPO	P-O3P	-2.23	1.46	1.54
1	D	844	TPO	P-O3P	-2.22	1.46	1.54

All (21) bond angle outliers are listed below:

Mol	Chain	Res	Type	Atoms	Z	Observed(°)	Ideal(°)
1	A	844	TPO	O-C-CA	-4.04	114.39	124.77
1	D	844	TPO	O-C-CA	-4.04	114.39	124.77
1	E	844	TPO	O-C-CA	-4.02	114.43	124.77
1	C	844	TPO	O-C-CA	-4.02	114.43	124.77
1	F	844	TPO	O-C-CA	-4.01	114.45	124.77
1	B	844	TPO	O-C-CA	-4.01	114.45	124.77
1	G	844	TPO	O-C-CA	-4.01	114.45	124.77
1	A	840	SEP	OG-CB-CA	3.38	111.43	108.14
1	B	840	SEP	OG-CB-CA	3.36	111.41	108.14
1	F	840	SEP	OG-CB-CA	3.35	111.41	108.14
1	D	840	SEP	OG-CB-CA	3.34	111.39	108.14
1	E	840	SEP	OG-CB-CA	3.31	111.37	108.14
1	C	840	SEP	OG-CB-CA	3.30	111.36	108.14
1	G	840	SEP	OG-CB-CA	3.27	111.32	108.14
1	D	844	TPO	CG2-CB-CA	-2.29	108.79	113.26
1	F	844	TPO	CG2-CB-CA	-2.28	108.81	113.26
1	G	844	TPO	CG2-CB-CA	-2.28	108.81	113.26
1	E	844	TPO	CG2-CB-CA	-2.28	108.82	113.26
1	B	844	TPO	CG2-CB-CA	-2.28	108.83	113.26
1	A	844	TPO	CG2-CB-CA	-2.27	108.83	113.26
1	C	844	TPO	CG2-CB-CA	-2.27	108.84	113.26

There are no chirality outliers.

All (63) torsion outliers are listed below:

Mol	Chain	Res	Type	Atoms
1	A	840	SEP	N-CA-CB-OG
1	A	840	SEP	CB-OG-P-O2P
1	A	840	SEP	CB-OG-P-O3P
1	A	844	TPO	N-CA-CB-CG2
1	A	844	TPO	N-CA-CB-OG1
1	A	844	TPO	O-C-CA-CB

Continued on next page...

Continued from previous page...

Mol	Chain	Res	Type	Atoms
1	B	840	SEP	N-CA-CB-OG
1	B	840	SEP	CB-OG-P-O2P
1	B	840	SEP	CB-OG-P-O3P
1	B	844	TPO	N-CA-CB-CG2
1	B	844	TPO	N-CA-CB-OG1
1	B	844	TPO	O-C-CA-CB
1	C	840	SEP	N-CA-CB-OG
1	C	840	SEP	CB-OG-P-O2P
1	C	840	SEP	CB-OG-P-O3P
1	C	844	TPO	N-CA-CB-CG2
1	C	844	TPO	N-CA-CB-OG1
1	C	844	TPO	O-C-CA-CB
1	D	840	SEP	N-CA-CB-OG
1	D	840	SEP	CB-OG-P-O2P
1	D	840	SEP	CB-OG-P-O3P
1	D	844	TPO	N-CA-CB-CG2
1	D	844	TPO	N-CA-CB-OG1
1	D	844	TPO	O-C-CA-CB
1	E	840	SEP	N-CA-CB-OG
1	E	840	SEP	CB-OG-P-O2P
1	E	840	SEP	CB-OG-P-O3P
1	E	844	TPO	N-CA-CB-CG2
1	E	844	TPO	N-CA-CB-OG1
1	E	844	TPO	O-C-CA-CB
1	F	840	SEP	N-CA-CB-OG
1	F	840	SEP	CB-OG-P-O2P
1	F	840	SEP	CB-OG-P-O3P
1	F	844	TPO	N-CA-CB-CG2
1	F	844	TPO	N-CA-CB-OG1
1	F	844	TPO	O-C-CA-CB
1	G	840	SEP	N-CA-CB-OG
1	G	840	SEP	CB-OG-P-O2P
1	G	840	SEP	CB-OG-P-O3P
1	G	844	TPO	N-CA-CB-CG2
1	G	844	TPO	N-CA-CB-OG1
1	G	844	TPO	O-C-CA-CB
1	A	841	SEP	CB-OG-P-O3P
1	B	841	SEP	CB-OG-P-O3P
1	C	841	SEP	CB-OG-P-O3P
1	D	841	SEP	CB-OG-P-O3P
1	E	841	SEP	CB-OG-P-O3P
1	F	841	SEP	CB-OG-P-O3P

Continued on next page...

Continued from previous page...

Mol	Chain	Res	Type	Atoms
1	G	841	SEP	CB-OG-P-O3P
1	A	844	TPO	CB-OG1-P-O1P
1	B	844	TPO	CB-OG1-P-O1P
1	C	844	TPO	CB-OG1-P-O1P
1	D	844	TPO	CB-OG1-P-O1P
1	E	844	TPO	CB-OG1-P-O1P
1	F	844	TPO	CB-OG1-P-O1P
1	G	844	TPO	CB-OG1-P-O1P
1	A	840	SEP	CB-OG-P-O1P
1	B	840	SEP	CB-OG-P-O1P
1	C	840	SEP	CB-OG-P-O1P
1	D	840	SEP	CB-OG-P-O1P
1	E	840	SEP	CB-OG-P-O1P
1	F	840	SEP	CB-OG-P-O1P
1	G	840	SEP	CB-OG-P-O1P

There are no ring outliers.

8 monomers are involved in 11 short contacts:

Mol	Chain	Res	Type	Clashes	Symm-Clashes
1	C	840	SEP	1	0
1	C	841	SEP	1	0
1	D	840	SEP	3	0
1	A	840	SEP	1	0
1	B	840	SEP	1	0
1	E	840	SEP	0	1
1	D	841	SEP	2	0
1	F	840	SEP	1	0

5.5 Carbohydrates [i](#)

There are no oligosaccharides in this entry.

5.6 Ligand geometry [i](#)

There are no ligands in this entry.

5.7 Other polymers [i](#)

There are no such residues in this entry.

5.8 Polymer linkage issues ⓘ

There are no chain breaks in this entry.

6 Fit of model and data [i](#)

6.1 Protein, DNA and RNA chains [i](#)

EDS failed to run properly - this section is therefore empty.

6.2 Non-standard residues in protein, DNA, RNA chains [i](#)

EDS failed to run properly - this section is therefore empty.

6.3 Carbohydrates [i](#)

EDS failed to run properly - this section is therefore empty.

6.4 Ligands [i](#)

EDS failed to run properly - this section is therefore empty.

6.5 Other polymers [i](#)

EDS failed to run properly - this section is therefore empty.